

# MEGASTAR

## MEGARA-GTC stellar spectral library

Esperanza Carrasco (INAOE, Mexico)

P. I. Mercedes Mollá (CIEMAT)

Marisa García Vargas (Fractal)

Armando Gil de Paz (UCM)

Nicolás Cardiel (UCM)

Pedro Gómez Álvarez (Fractal)

Sara Rodríguez Berlanas (Univ. de Alicante)

# MEGASTAR

An empirical library

For the correct interpretation of the stellar content of more complex systems  
(e.g. [galaxies and star clusters](#)) observed with MEGARA

Spectra → to stellar populations synthesis models **HR-py-PopStar** [Mollá, García-Vargas, & Bressan 2009](#)  
High Resolution-Python -PopStar  
[Martín-Manjón et al. 2010](#)  
[García-Vargas et al. 2013,](#)  
[Millán-Irigoyen et al. 2020](#)

# MEGASTAR

MEGARA efficiency & GTC collecting area

MEGARA deserves its own library

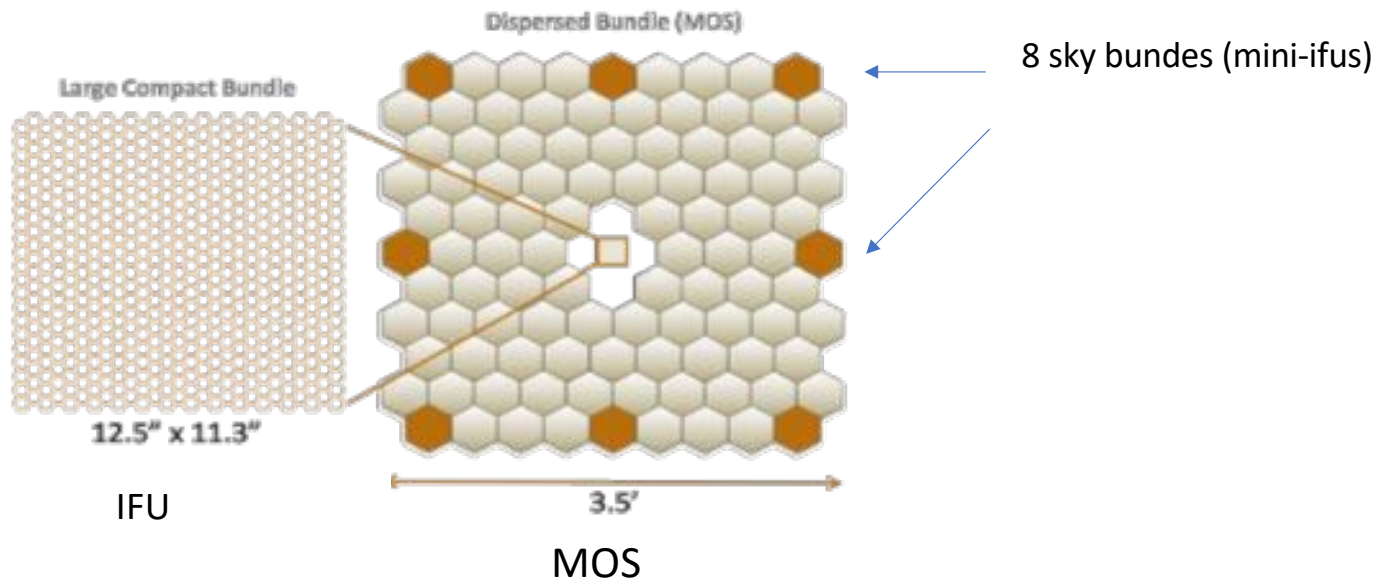
MUSE-VLT (Ivanov et al. 2019), with 35 spectra for XSL stars

X-shooter/VLT, XSL (Chen et al. 2014, DR1 with 237 stars, Gonneau et al. 2020, DR2, 666 stars)

IRCS in **Subaru** (Nhuyen Le et al. 2011)

GNIRS and NIFS in **Gemini** (Winge, Riffe and Storchi-Bergmann 2009)

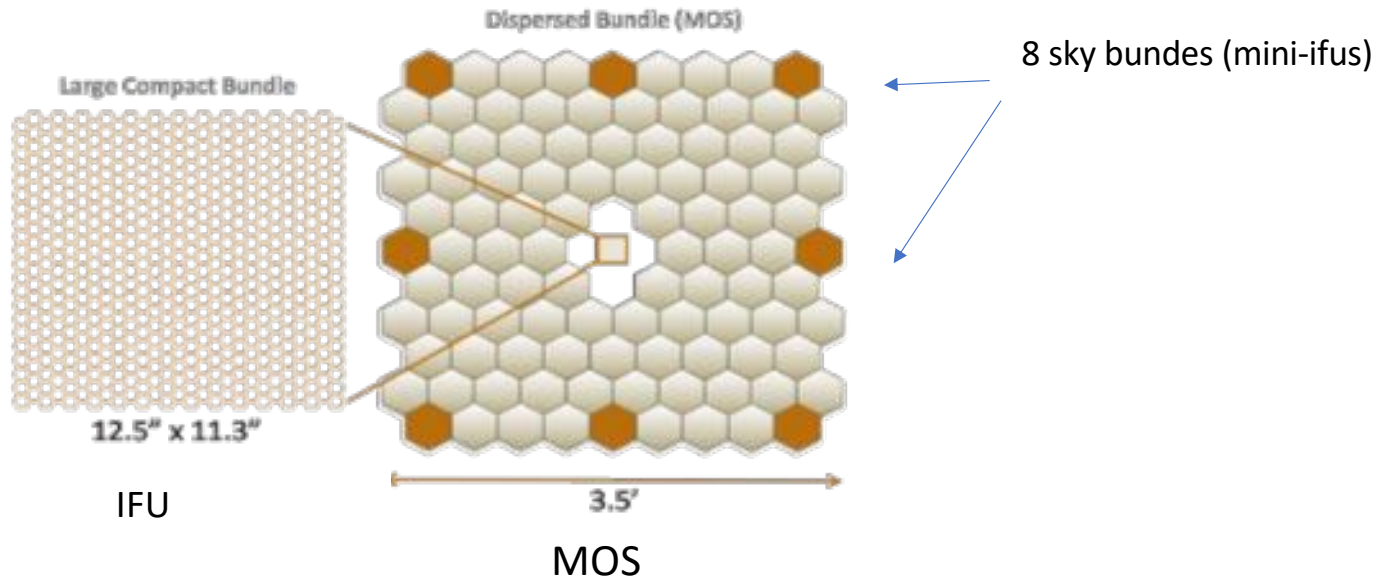
# MEGARA



Bidimensional spectroscopy **and** multiobject spectroscopy (MOS) @ GTC  
Integral field unit (IFU) 92 robotic positioners (1.6 arcsec /minibundle)  
mini -ifu of 7 fibers

0.62 arcsec/spaxel

# MEGARA



Bidimensional spectroscopy  
Integral field unit (IFU)

**and** multiobject spectroscopy (MOS) @ GTC

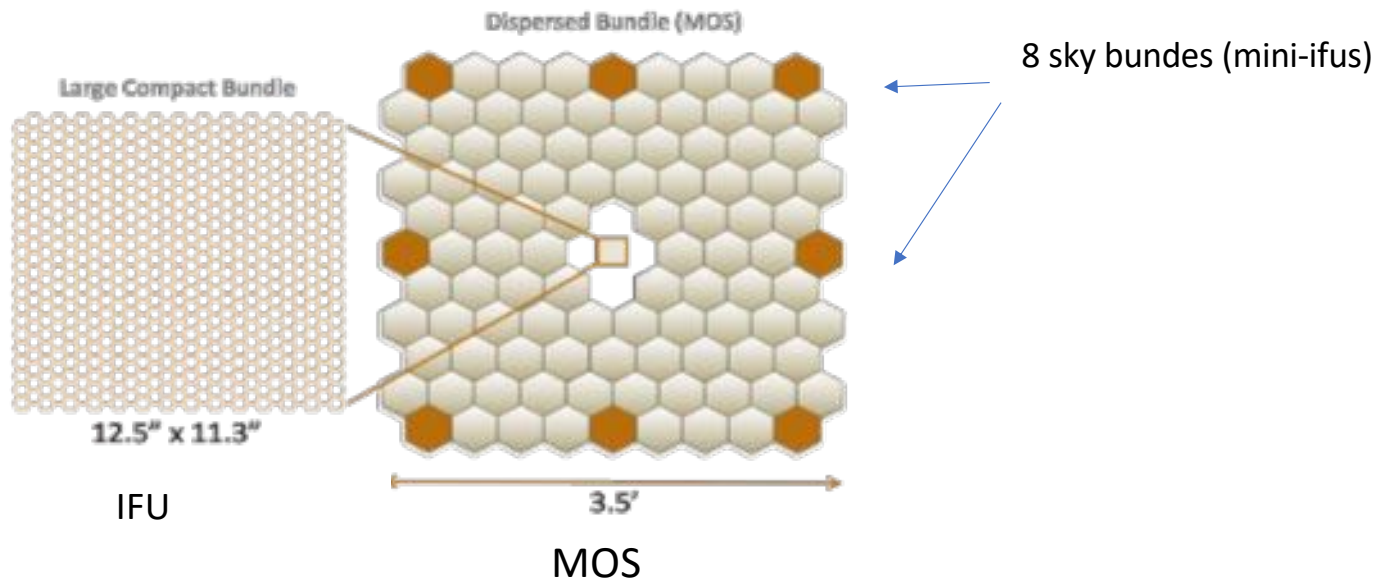
92 robotic positioners (1.6 arcsec/mini bundle)

mini-ifus of 7 fibers

0.62 arcsec/spaxel

LR:	R ~ 6,000	3650 - 9750 Å
MR:	R ~ 12,000	3650 - 9750 Å
HR:	R ~ 20,000	6420 - 6790 Å, H $\alpha$ (HR-R) & 8370 - 8885 Å, CaII (HR-I)

# MEGARA



Bidimensional spectroscopy **and** multiobject spectroscopy (MOS) @ GTC  
 Integral field unit (IFU) 92 robotic positioners (1.6 arcsec/mini bundle)  
 mini-ifus of 7 fibers  
 0.62 arcsec/spaxel

Committed in 2017 & offered to the community  
 in 2018B

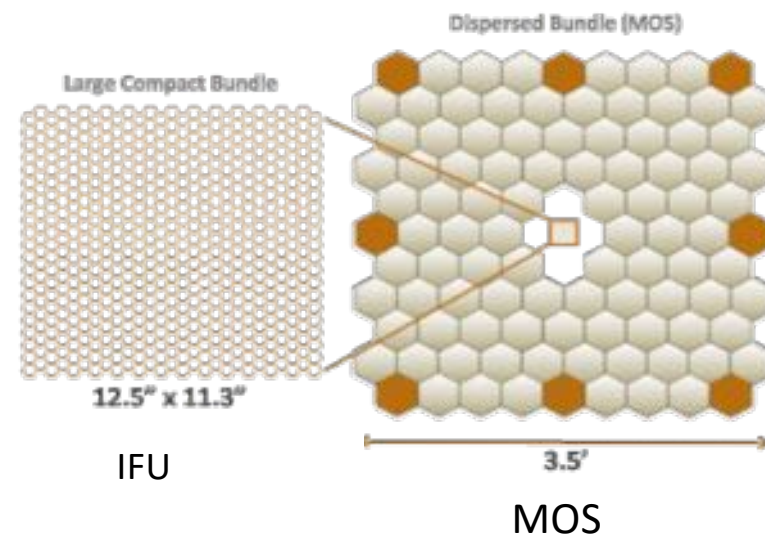
LR:	R ~ 6,000	3650 - 9750 Å
MR:	R ~ 12,000	3650 - 9750 Å
HR:	R ~ 20,000	6420 - 6790 Å, Hα (HR-R) & 8370 - 8885 Å, CaII (HR-I)

# MEGASTAR

A library oriented to MEGARA

MEGARA integral field spectroscopy mode

HR:  $R \sim 20,000$  6420 – 6790 Å, H $\alpha$  (HR-R) & 8370 – 8885 Å, CaII (HR-.,



There is not an empirical library with high resolution in these spectral ranges

&

$R \sim 20,000$  is not offered in any other integral field spectrograph

# MEGASTAR

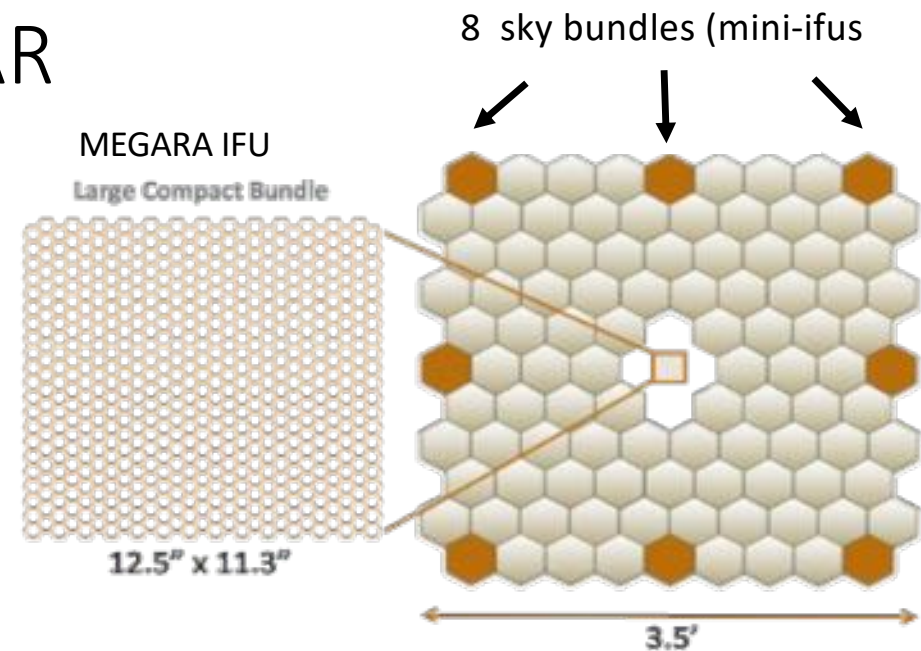
The main advantage

Spectra are obtained with an integral field unit

→ **homogeneous spectral resolution**

The resolution is independent of

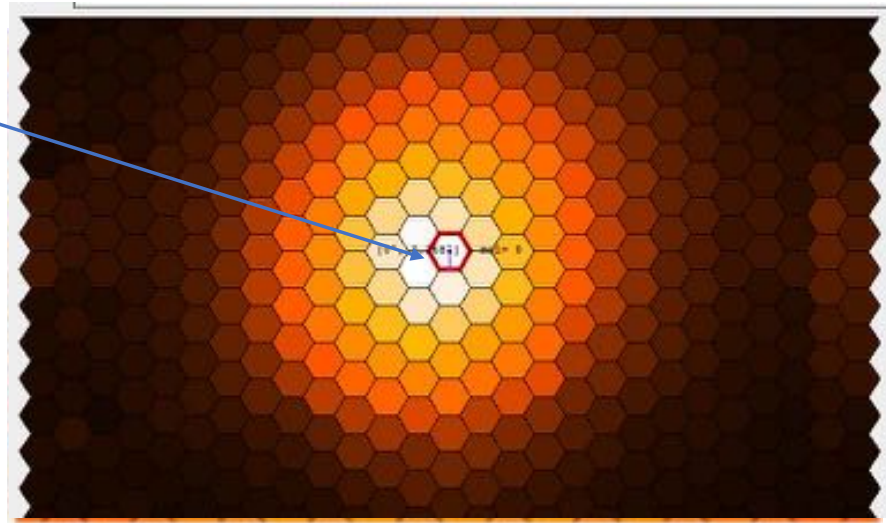
- alignment errors between the object and the spectrograph entrance slit
- seeing conditions





# MEGASTAR

Spaxel  
0.62 arcsec



Reconstructed imaged  
of BD +083095  
@ HR-I

The spectrograph entrance stop is the **fibre**

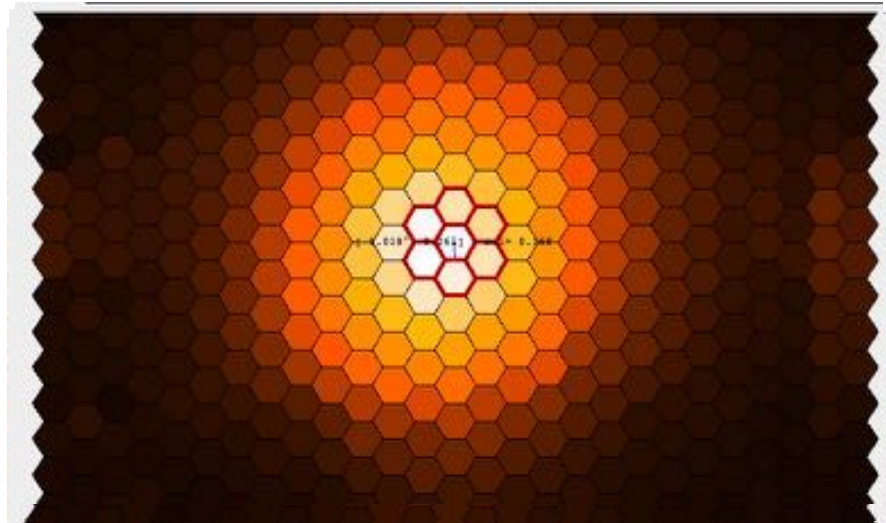
The spectral resolution is fixed as the slit width remains constant

$$R \propto 1/\text{slit width}$$

spaxel: fiber projected on the CCD

# MEGASTAR


7 spaxels  
2 arcsec



Reconstructed imaged  
of of BD +083095  
@ HR-I

# MEGASTAR

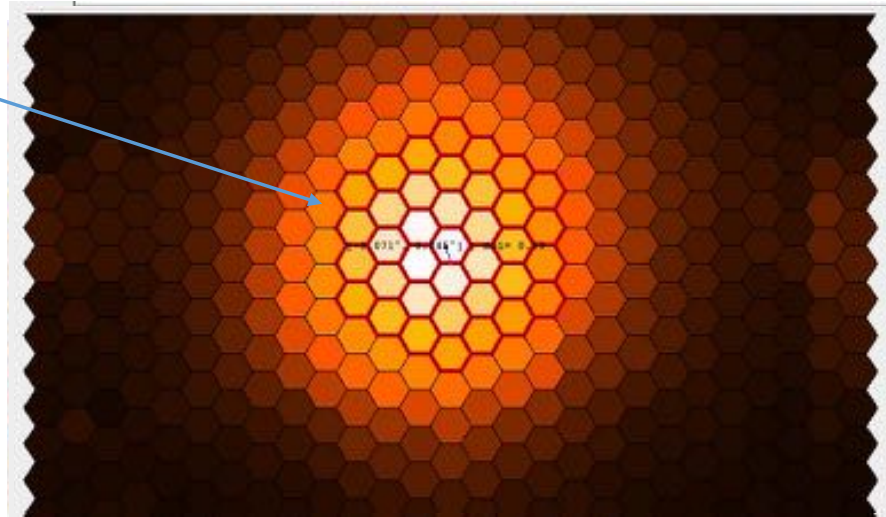
19 spaxels  
3 arcsec



Reconstructed imaged  
of of BD +083095  
@ HR-I

# MEGASTAR

37 spaxels  
5 arcsec



Reconstructed imaged  
of of BD +083095  
@ HR-I

- The resolving power on the detector does not change with seeing
- The flux is recovered

# MEGASTAR status

Concluded observing semester: **7** (2018B to 2021B in **filler mode** i.e. under-optimum conditions)

GTC open time requested (h): **550** MEGASTAR is ideal for filler mode

Open time awarded (h): **400**

Open time observed (h): **239**

Percentage: **60**

Number of stars observed: **680**

60% is good given the large number of simultaneous instruments and the nature of MEGASTAR

# MEGASTAR: paper I

## Introduction to the library

Rationale behind the building of the catalogue

## Pilot program during commissioning @ feasibility

HR-I spectra of 77 stars:

21 individual stars

56 of the globular cluster M15 obtained in the MOS mode

+

20 individual stars with HR-R & HR-I open time observations

**97 stars**

Calculate  $T_{\text{eff}}$ ,  $\log g$  &  $[\text{Fe}/\text{H}]$  for the 97 stars

Identification of some absorption lines



2020, MNRAS, 493, 871

## MEGARA-GTC stellar spectral library: I

M. L. García-Vargas<sup>1,\*</sup>, E. Carrasco<sup>2,\*</sup>, M. Mollá<sup>3,\*</sup>, A. Gil de Paz<sup>4,5</sup>, S. R. Berlanas<sup>6,7</sup>, N. Cardiel<sup>4,5</sup>, P. Gómez-Alvarez<sup>1</sup>, J. Gallego<sup>4,5</sup>, J. Iglesias-Páramo<sup>8,9</sup>, R. Cedazo<sup>10</sup>, S. Pascual<sup>4,5</sup>, A. Castillo-Morales<sup>4,5</sup>, A. Pérez-Calpena<sup>11</sup> and I. Martínez-Delgado<sup>1</sup>

<sup>1</sup>FRACAL S.L.N.E., Calle Talpón 2, portal 13, 1A, E-28237 Las Rozas de Madrid, Spain  
<sup>2</sup>Instituto Nacional de Astrofísica, Óptica y Electrónica, INAOE, Calle Luis Enrique Erro 1, CP 72000 Santa María Tenejapa, Puebla, Mexico  
<sup>3</sup>Dpto de Investigación Básica, CIEMAT, Avda. Complutense 40, E-28040 Madrid, Spain  
<sup>4</sup>Dpto de Física de la Tierra y Astrofísica, Fac. CC. Físicas, Universidad Complutense de Madrid, Plaza de las Ciencias, 1, E-28040 Madrid, Spain  
<sup>5</sup>Instituto de Física de Partículas y del Cosmos, IPARCOS, Fac. CC. Físicas, Universidad Complutense de Madrid, Plaza de las Ciencias 1, E-28040 Madrid, Spain  
<sup>6</sup>Instituto de Astrofísica de Canarias, Calle Vía Láctea s/n, E-38205 San Cristóbal de La Laguna, Santa Cruz de Tenerife, Spain  
<sup>7</sup>Dpto de Astrofísica, Universidad de La Laguna, E-38205 San Cristóbal de La Laguna, Santa Cruz de Tenerife, Spain  
<sup>8</sup>Instituto de Astrofísica de Andalucía, IAA-CSIC, Glorieta de la Astronomía s/n, E-18008 Granada, Spain  
<sup>9</sup>Estación Experimental de Zonas Áridas, CSIC, Carretera de Sacramento s/n, E-04120 Almería, Spain  
<sup>10</sup>Dpto de Ingeniería Eléctrica, Electrónica, Automática y Física Aplicada, ETS de Ingeniería y Diseño Industrial, UPM, Avenida de Valencia 3, E-28012 Madrid, Spain

Accepted 2020 January 13; Received 2020 January 13; in original form 2019 January 30

### ABSTRACT

MEGARA (Multi Espectrográfico en GTC de Alta Resolución para Astronomía) is an optical (3650–9750 Å), fibre-fed, medium-high spectral resolution ( $R = 6000, 12\,000$  and  $20\,000$ ) instrument for the Gran Telescopio CANARIAS (GTC) 10.4-m telescope, commissioned in the summer of 2017, and currently in operation. The scientific exploitation of MEGARA requires a stellar spectra library to interpret galaxy data and to estimate the contribution of the stellar populations. In this paper, we introduce the MEGARA-GTC spectral library, detailing the rationale behind the building of this catalogue. We present the spectra of 97 stars (21 individual stars and 56 members of the globular cluster M15, which are both subsamples taken during the commissioning runs, and 20 stars from our ongoing GTC Open-Time programme). The spectra have  $R = 20\,000$  in the HR-R and HR-I set-ups, centred at 6563 and 8633 Å, respectively. We describe the procedures to reduce and analyse the data. Then, we determine the best-fitting theoretical models to each spectrum through a  $\chi^2$  minimization technique, to derive the stellar physical parameters, and we discuss the results. We have also measured some absorption lines and indices. Finally, we introduce our project to complete the library and the data base in order to make the spectra available to the community.

**Key words:** atlases – catalogues – stars – abundances – stars – fundamental parameters – globular clusters: individual: M15.

# MEGASTAR catalogue

Existing stellar libraries used for MEGARA catalogue: **2988 stars**

Library	Resolving Power	Spectral Range	Number	set-up	Reference
INDO-US	5000	3460 - 9460	1237	LR	Valdes et al. (2004)
MILES	2000	3520 - 7500	987	LR	Sánchez-Bláquez et al. (2006)
NGSL	1000	1670 - 10250	374	LR	Gregg et al. (2006)
STELIB	2000	3200 - 9300	249	LR	Le Borgne et al. (2003)
ELODIE	10000	3900 - 6800	1388	MR	Prugniel & Soubiran (2001, 2004)
FOE	12000	3800 - 10000	125	MR	Montes, Ramsey, & Welty (1999)
X-SHOOTER	10000	3000 - 25000	379	MR	Chen et al. (2012)
ELODIE	42000	3900 - 6800	1388	HR	Prugniel & Soubiran (2001, 2004)
UES	55000	4800 - 10600	83	HR	Montes & Martin (1998)
UVES-POP	80000	3070 - 10300	300	HR	Bagnulo et al. (2003)

15

HR: R ~ 20,000 en **6420 – 6790 Å (HR-R) H $\alpha$**  & **8370 – 8885 Å (HR-I) CaII**

No Integral Field Spectrograph with R ~ 20,000 combining efficiency & telescope collecting area

# MEGASTAR catalogue

Name	RA (hh:mm:ss.s)	Dec. (dd:dd:ss.s)	pmRA (mas yr <sup>-1</sup> )	pmDec (mas yr <sup>-1</sup> )	Sp.type	V	R	I	J	T <sub>eff</sub>	log g	[M/H]	Catalogue
HD 006229	01:03:36.5	23:46:06.4	14.592	-20.505	G5 IIIw	8.6			7.1	5218	3.00	-1.09	X-SHOOTER
HD 006397	01:05:05.4	14:56:46.1	8.265	53.750	F5 III	5.6							
HD 006461	01:05:25.4	-12:54:12.1	62.973	50.091	G2 V	7.7			6.1				
HD 006474	01:07:00.0	63:46:23.4	-2.077	-0.304	G4 Ia	7.6			4.8				
HD 006482	01:05:36.9	-09:58:45.6	-31.450	-34.294	K0 III	6.1			4.4				
HD 006497	01:07:00.2	56:56:05.9	94.445	-108.658	K2 III	6.4			4.7				
HD 006582	01:08:16.4	54:55:13.2	3422.230	-1598.930	G5 Vb	5.1	4.7	4.4	4.0	5320	4.49	-0.76	ELODIE low
HD 006695	01:07:57.2	20:44:20.7	80.020	-94.096	A3 V	5.6				8266	3.91	-0.46	ELODIE low
HD 006715	01:08:12.5	21:58:37.2	400.593	-46.588	G5	7.7	7.2	6.9	6.3	5652	4.40	-0.20	ELODIE low
HD 006734	01:08:00.0	01:59:35.0	145.370	-437.902	K0 IV	6.5	5.9	5.5	4.9	4934	3.18	-0.58	MONTES

All coordinates and star data have been checked by parsing the catalogue against the SIMBAD4 release 1.7 database

M.Sc. thesis of Sara Rodríguez Berlanas, 2014



# MEGASTAR catalogue

Stellar parameters measured

Name	RA (hh:mm:ss.s)	Dec. (dd:dd:ss.s)	pmRA (mas yr <sup>-1</sup> )	pmDec (mas yr <sup>-1</sup> )	Sp.type	V	R	I	J	<i>T</i> <sub>eff</sub>	log g	[M/H]	Catalogue
HD 006229	01:03:36.5	23:46:06.4	14.592	-20.505	G5 IIIw	8.6			7.1	5218	3.00	-1.09	X-SHOOTER
HD 006397	01:05:05.4	14:56:46.1	8.265	53.750	F5 III	5.6							
HD 006461	01:05:25.4	-12:54:12.1	62.973	50.091	G2 V	7.7			6.1				
HD 006474	01:07:00.0	63:46:23.4	-2.077	-0.304	G4 Ia	7.6			4.8				
HD 006482	01:05:36.9	-09:58:45.6	-31.450	-34.294	K0 III	6.1			4.4				
HD 006497	01:07:00.2	56:56:05.9	94.445	-108.658	K2 III	6.4			4.7				
HD 006582	01:08:16.4	54:55:13.2	3422.230	-1598.930	G5 Vb	5.1	4.7	4.4	4.0	5320	4.49	-0.76	ELODIE low
HD 006695	01:07:57.2	20:44:20.7	80.020	-94.096	A3 V	5.6				8266	3.91	-0.46	ELODIE low
HD 006715	01:08:12.5	21:58:37.2	400.593	-46.588	G5	7.7	7.2	6.9	6.3	5652	4.40	-0.20	ELODIE low
HD 006734	01:08:00.0	01:59:35.0	145.370	-437.902	K0 IV	6.5	5.9	5.5	4.9	4934	3.18	-0.58	MONTES

All coordinates and star data have been checked by parsing the catalogue against the SIMBAD4 release 1.7 database

M.Sc. thesis of Sara Rodríguez Berlanas, 2014

# MEGASTAR catalogue

Stellar parameters measured

Name	RA (hh:mm:ss.s)	Dec. (dd:dd:ss.s)	pmRA (mas yr <sup>-1</sup> )	pmDec (mas yr <sup>-1</sup> )	Sp.type	<i>R</i>	<i>I</i>	<i>J</i>	<i>T</i> <sub>eff</sub>	log <i>g</i>	[M/H]	Catalogue
HD 006229	01:03:36.5	23:46:06.4	14.592	-20.505	G5 IIIw	8.6		7.1	5218	3.00	-1.09	X-SHOOTER
HD 006397	01:05:05.4	14:56:46.1	8.265	53.750	F5 III	5.6						
HD 006461	01:05:25.4	-12:54:12.1	62.973	50.091	G2 V	7.7		6.1				
HD 006474	01:07:00.0	63:46:23.4	-2.077	-0.304	G4 Ia	7.6		4.8				
HD 006482	01:05:36.9	-09:58:45.6	-31.450	-34.294	K0 III	6.1		4.4				
HD 006497	01:07:00.2	56:56:05.9	94.445	-108.658	K2 III	6.4		4.7				
HD 006582	01:08:16.4	54:55:13.2	3422.230	-1598.930	G5 Vb	5.1	4.7	4.4	5320	4.49	-0.76	ELODIE low
HD 006695	01:07:57.2	20:44:20.7	80.020	-94.096	A3 V	5.6			8266	3.91	-0.46	ELODIE low
HD 006715	01:08:12.5	21:58:37.2	400.593	-46.588	G5	7.7	7.2	6.9	5652	4.40	-0.20	ELODIE low
HD 006734	01:08:00.0	01:59:35.0	145.370	-437.902	K0 IV	6.5	5.9	5.5	4934	3.18	-0.58	MONTES

All coordinates and star data have been checked by parsing the catalogue against the SIMBAD4 release 1.7 database

M.Sc. thesis of Sara Rodríguez Berlanas, 2014

# MEGASTAR: paper I



Cardiel & Pascual 2018,  
Pascual et. al. 2018, 2019  
Castillo-Morales, Pascual, Gil  
de Paz, 2018

Observations: queue mode

Same Observing Block for HR-R and HR-I

Bias

Halogen lamp @ daytime

Arc (HeNe) lamp @ daytime

Standard Star

**Star**

Data Reduction Pipeline  
Python based tool

Bias → *MegaraBiasImage*

Halogen → *MegaraTraceMap* → *MegaraModelMap*

Arc → *MegaraArcCalibration*

Standard Star → *MegaraStandarStar*

Star → *MegaraReduceLCB*

<https://github.com/guaix-ucm/megaradrp>

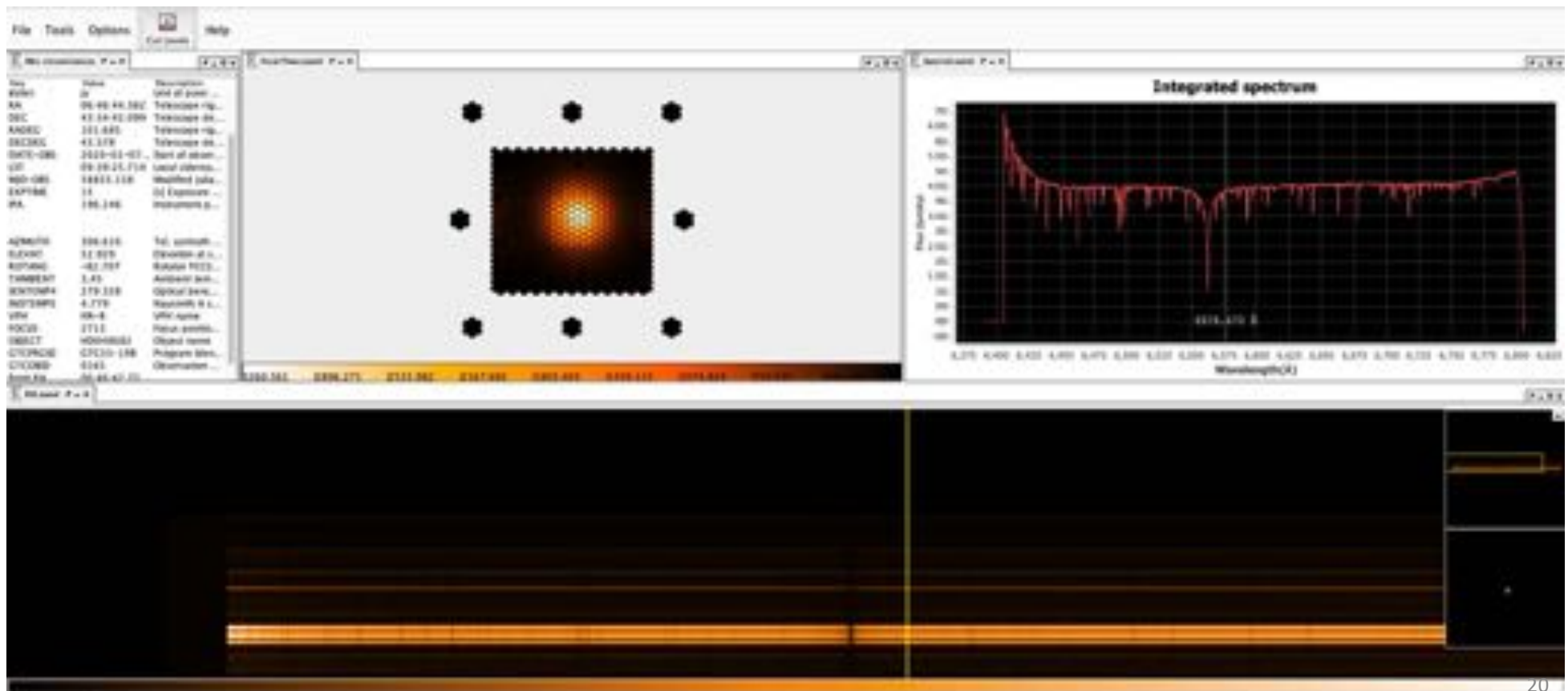
Integration times (5 – 900 s) → MEGARA Exposure Time Calculator (ETC) @ Signal to noise ratio (SNR) 20 – 300

GTC Phase II is updated each semester


Sky subtracted & flux calibrated spectrum ([final\\_rss.fits](#))

→ Quick Look Analysis Tool (QLA)

Gómez-Álvarez et al. 2018

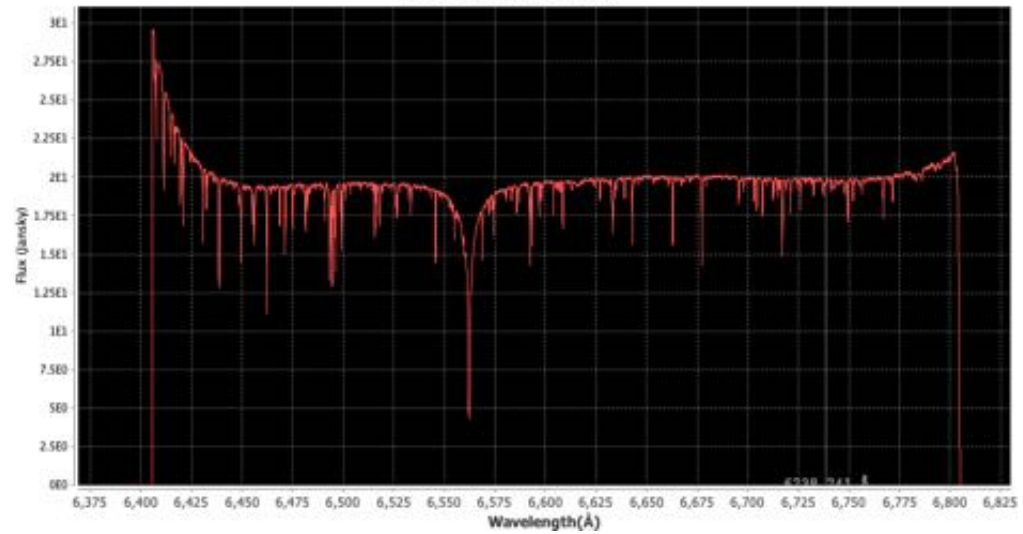


37 spaxels



To recover the flux

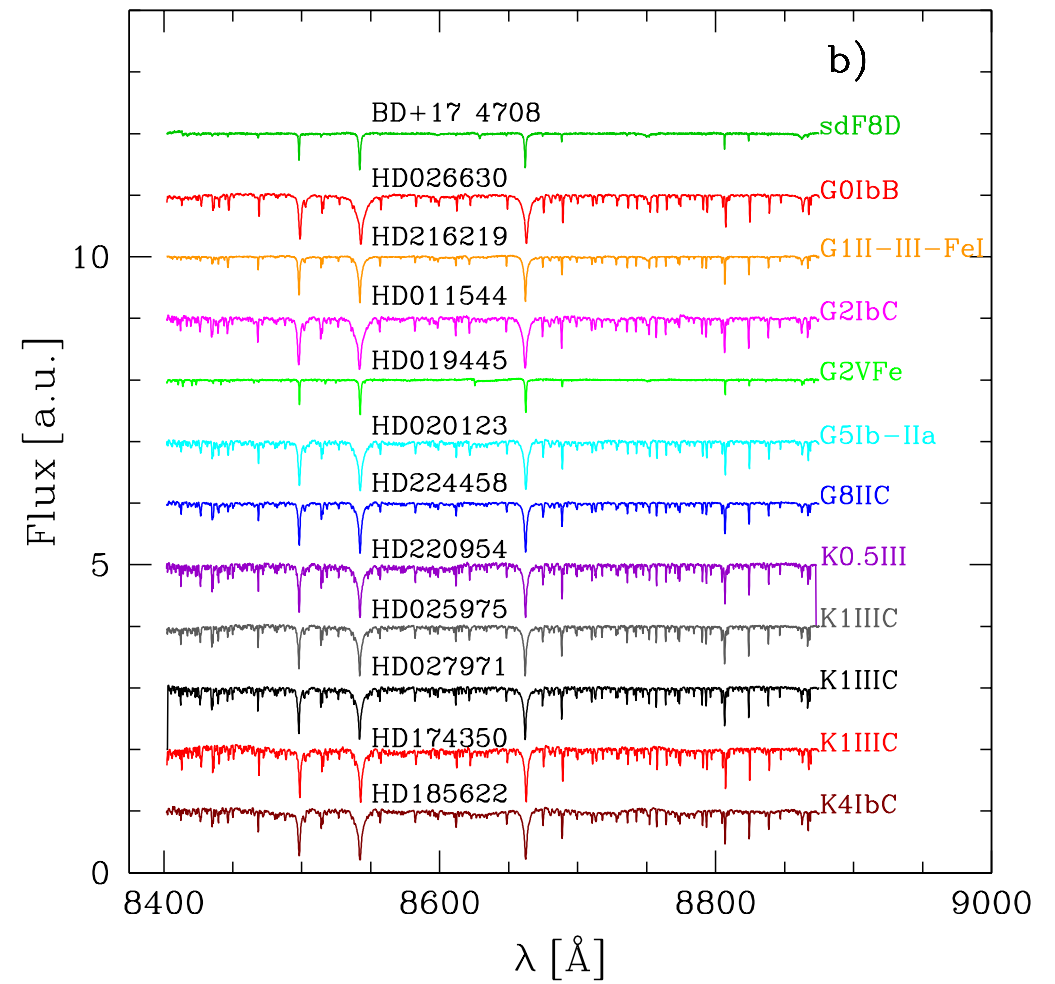
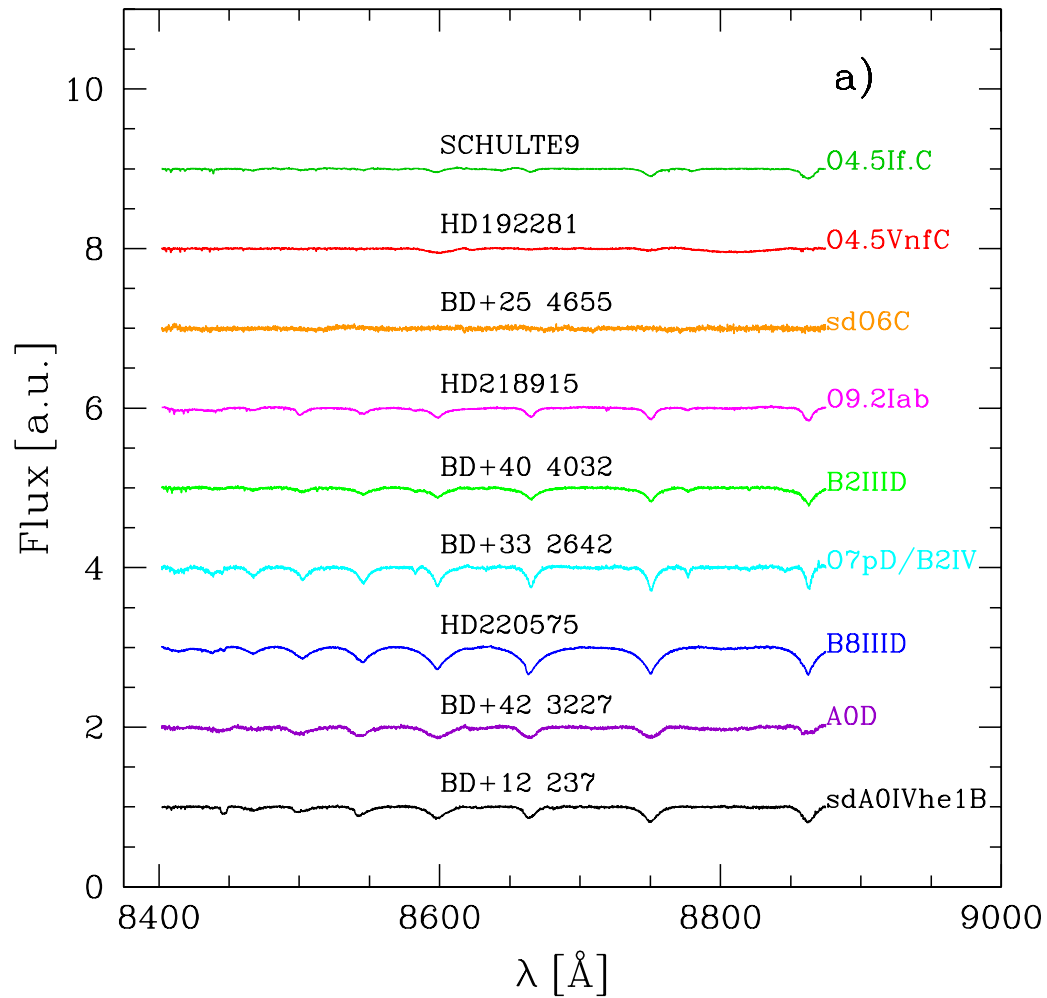
37 spaxels selected



HD048682

Spectral type G0V

Seeing = 2.5 arcsec



21 HR-I spectra for (a) the hottest and (b) the coldest stars of the *Commissioning* sample

# MEGASTAR: paper 1

Teff, log g and [Fe/H]

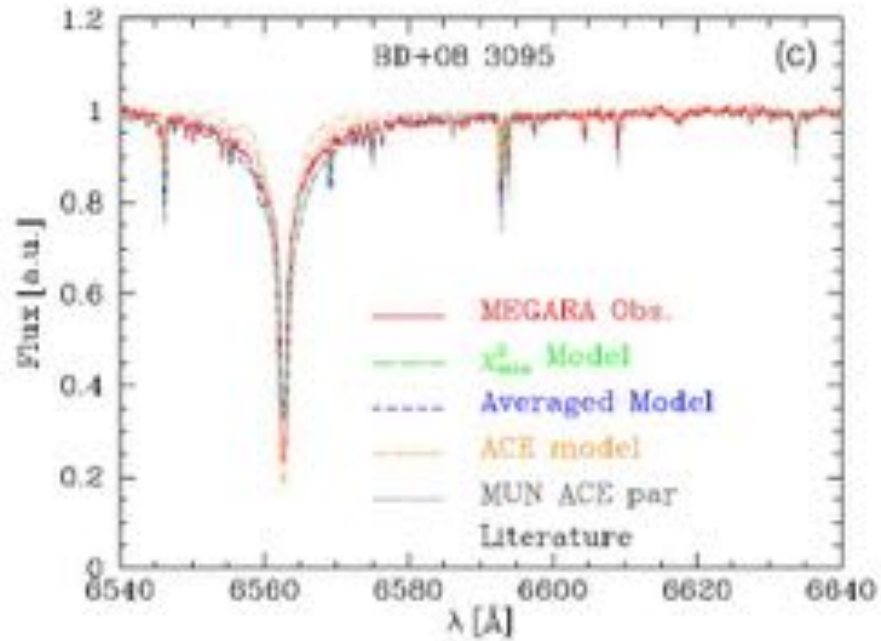
Applying the  $\chi^2$  minimization technique ([Koleva et al. 2009](#), [Jofrey et al. 2010](#), [Boeche & Grebel 2016](#))

to the best-fit of the Munari theoretical atmosphere models to each MEGARA spectrum ([Munari et al. 2005](#))

## Goal

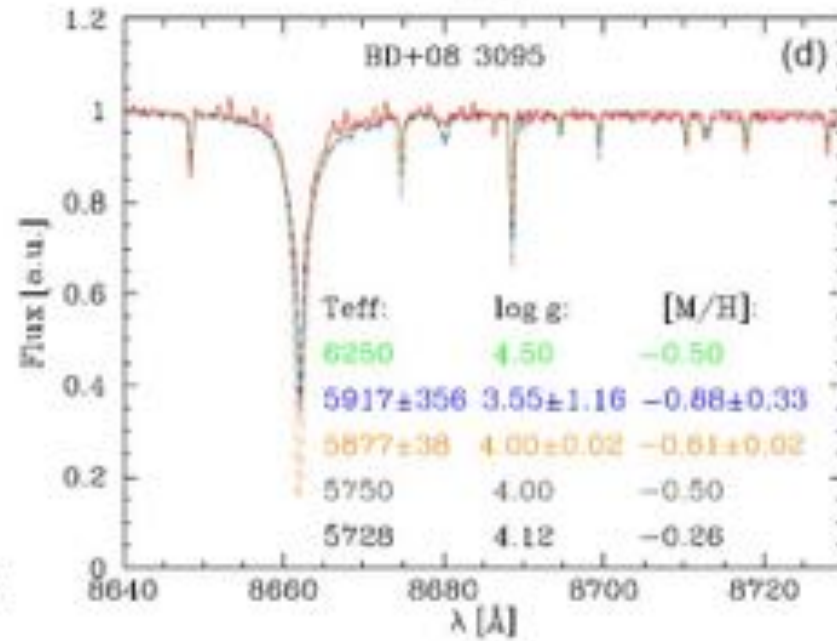
→ To develop a method to determine Teff, log g and [Fe/H] for all the star of the library

Halpha



HR-R

CaII



HR-I

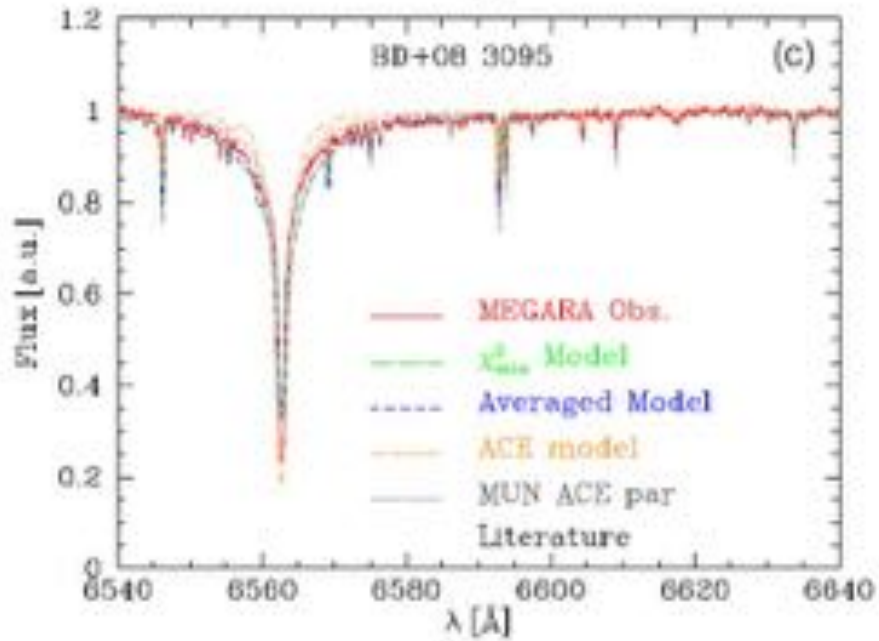
Red: observations

Green: the best model obtained using the  $\chi^2$  technique

Fitting HR-R and HR-I combined

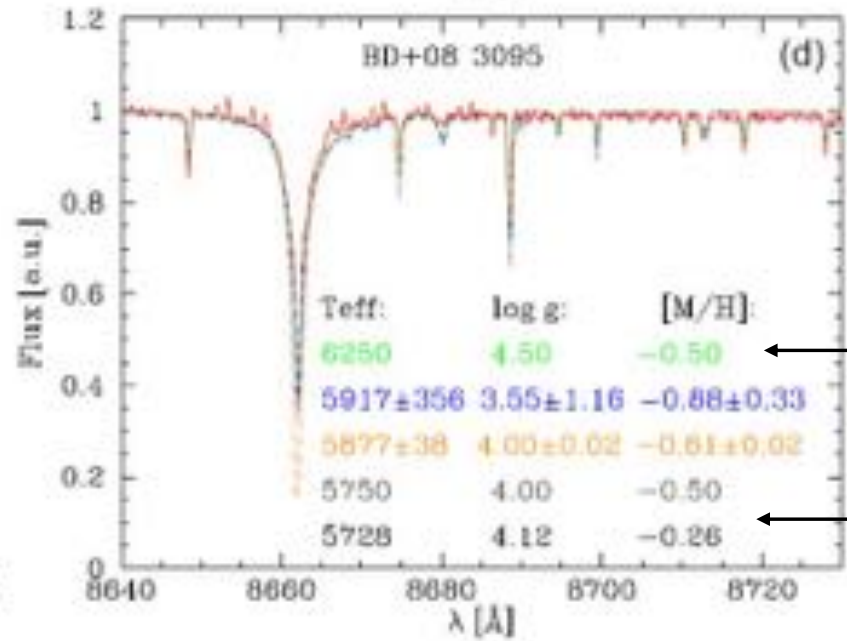


Halpha



HR-R

CaII



HR-I

← @ model

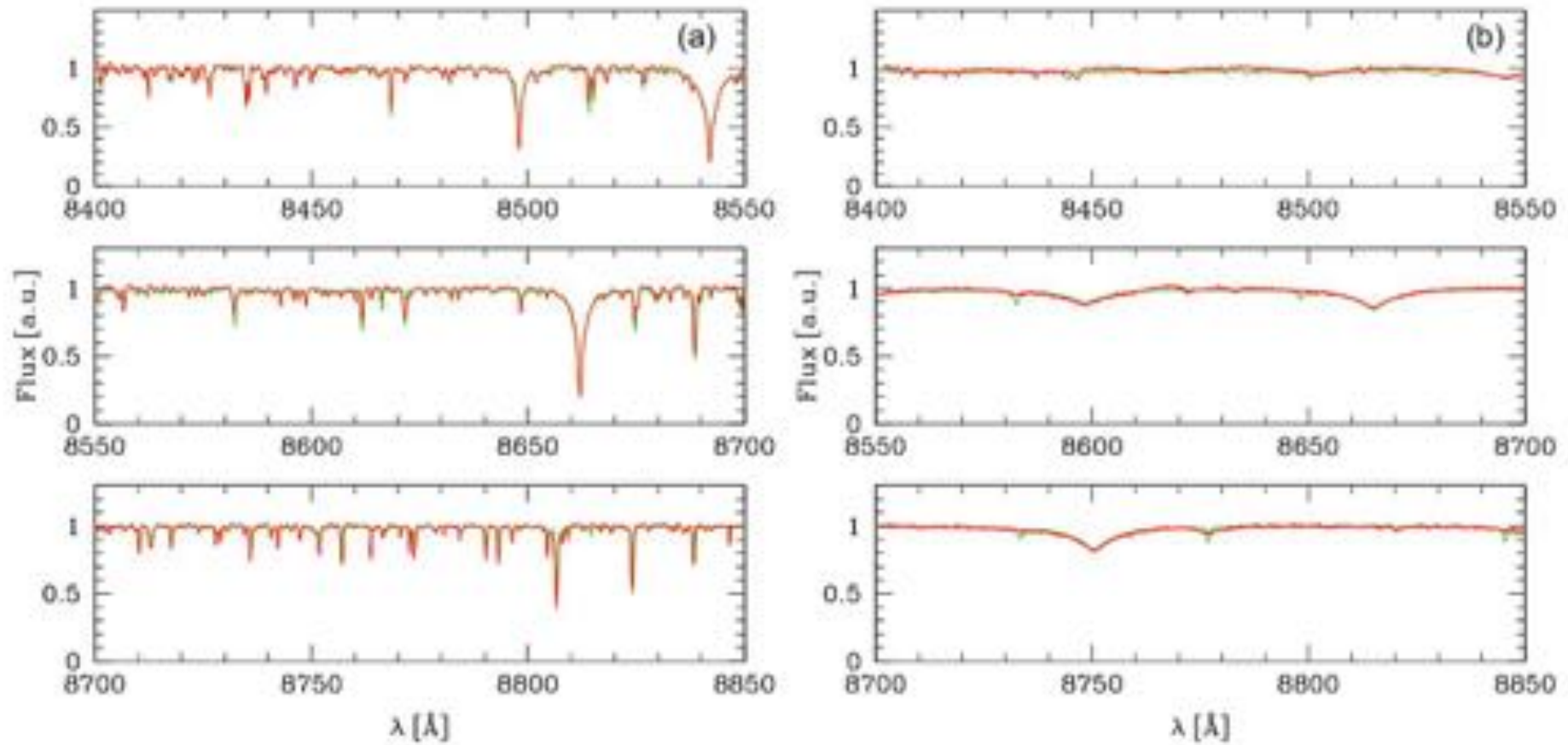
← @ literature

Red: observations

Green: the best model obtained using the  $\chi^2$  technique

Fitting HR-R and HR-I combined

Fitting examples @ HR-I

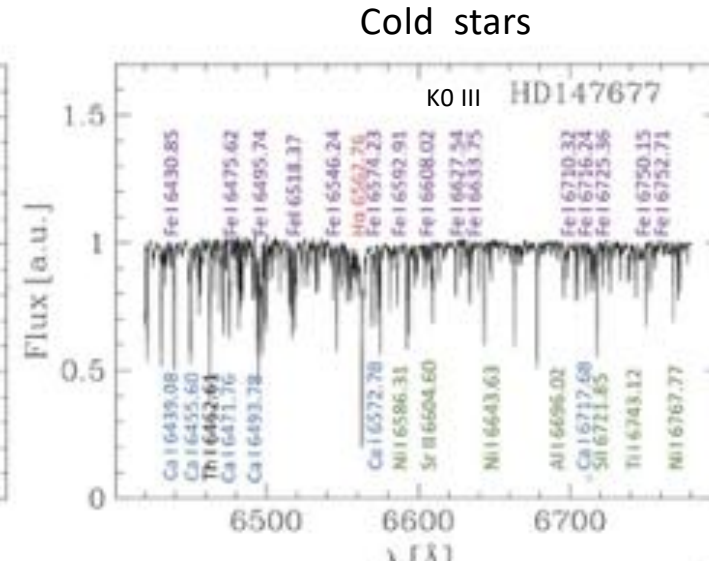
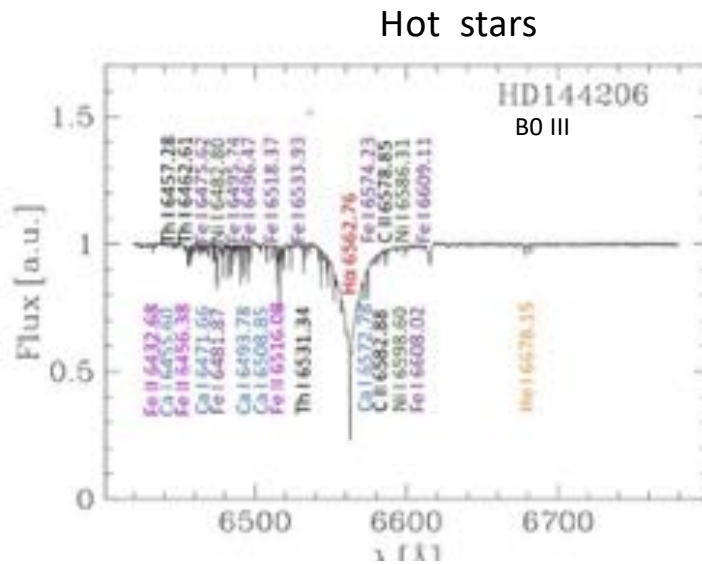


Giant K1 III star: HD025975  
Teff: 4750 K ; log g: 3.0; [M/H]: -0.5

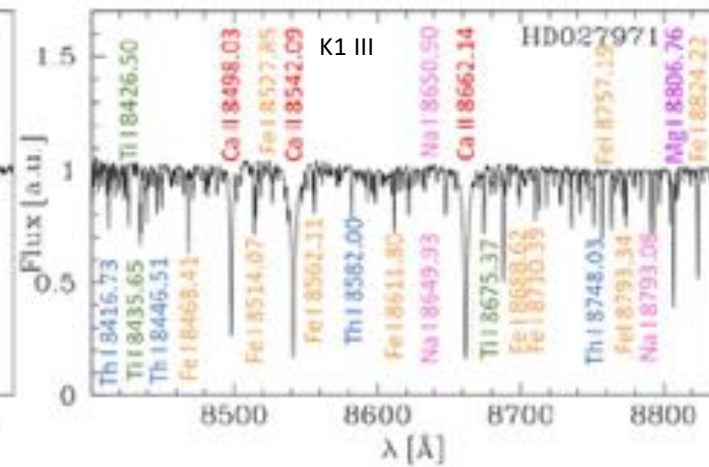
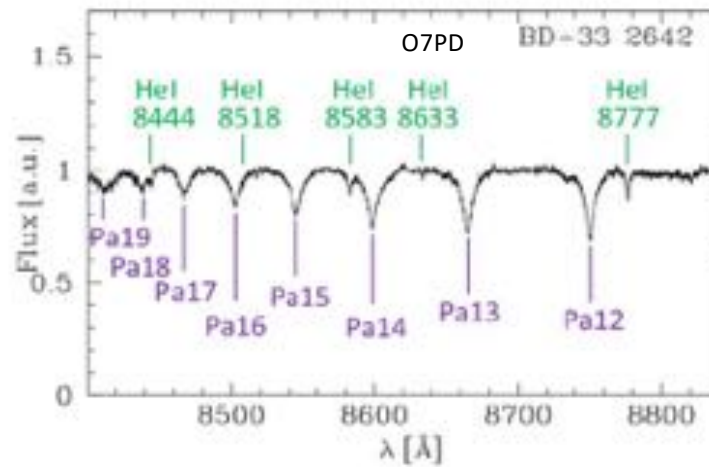
B2 III D star: BD+404032  
Teff: 28,000 K; log g: 3; [M/H]:0.0

Lines identified

6420 – 6790 Å (HR-R)



8370 – 8885 Å (HR-I)



# MEGASTAR: paper II

## Data Release 1.0 (DR1)

838 spectra of 414 stars in HR-R & HR-I

Result of three observing semesters

2018B, 2019A, 2019B

152.24 h observed

Out of 250 h granted

Database description

Gaia DR2 data for a subset of stars of MEGASTAR

DR1

Monthly Notices  
of the  
ROYAL ASTRONOMICAL SOCIETY  
MNRAS 001, 3568–3581 (2021)  
Advance Access publication 2020 December 1

doi:10.1093/mnras/staa3704  
**2021, MNRAS, 501, 3568**

### MEGARA-GTC stellar spectral library – II. MEGASTAR first release

E. Carrasco<sup>1</sup>\*, M. Mollá<sup>2</sup>\*, M. L. García-Vargas<sup>3</sup>\*, A. Gil de Paz<sup>4,5</sup>, N. Cardiel<sup>4,5</sup>,  
P. Gómez-Alvarez<sup>3</sup> and S. R. Berlanas<sup>6</sup>

<sup>1</sup>Instituto Nacional de Astrofísica, Óptica y Electrónica, INAOE, Calle Luis Enrique Erro 1, C.P. 72840 Santa María Tonantzintla, Puebla, México  
<sup>2</sup>Dpto. de Investigación Básica, CIEMAT, Avda. Complutense 40, E-28040 Madrid, Spain  
<sup>3</sup>FRACAL SLNE, Calle Talipán 2, portal 13, 1A, E-28231 Las Rozas de Madrid, Spain  
<sup>4</sup>Dpto. de Física de la Tierra y Astrofísica, Fac. CC. Físicas, Universidad Complutense de Madrid, Plaza de las Ciencias, 1, E-28040 Madrid, Spain  
<sup>5</sup>Instituto de Física de Partículas y del Cosmos, IPARCOS, Fac. CC. Físicas, Universidad Complutense de Madrid, Plaza de las Ciencias 1, E-28040 Madrid, Spain  
<sup>6</sup>Departamento de Física Aplicada, Universidad de Alicante, E-03090 San Vicente del Raspeig, Alicante, Spain

Accepted 2020 November 21. Received 2020 November 21; in original form 2020 August 29

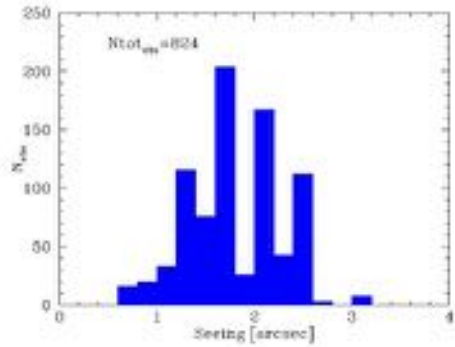
#### ABSTRACT

MEGARA is an optical integral field and multi-object fibre-based spectrograph for the 10.4 m Gran Telescopio CANARIAS that offers medium-to-high spectral resolutions (FWHM) of  $R \simeq 6000$ , 12 000, 20 000. Commissioned at the telescope in 2017, it started operation as a common-user instrument in 2018. We are creating an instrument-oriented empirical spectral library from MEGARA-GTC stars observations, MEGASTAR, crucial for the correct interpretation of MEGARA data. This piece of work describes the content of the first release of MEGASTAR, formed by the spectra of 414 stars observed with  $R \simeq 20\,000$  in the spectral intervals 6420–6790 Å and 8370–8885 Å, and obtained with a continuum average signal-to-noise ratio around 260. We describe the release sample, the observations, the data reduction procedure and the MEGASTAR data base. Additionally, we include in Appendix A an atlas with the complete set of 838 spectra of this first release of the MEGASTAR catalogue.

**Key words:** astronomical data bases; atlases – astronomical data bases; catalogues – stars; abundance – stars; fundamental parameters.

# MEGASTAR: paper II – Data release 1

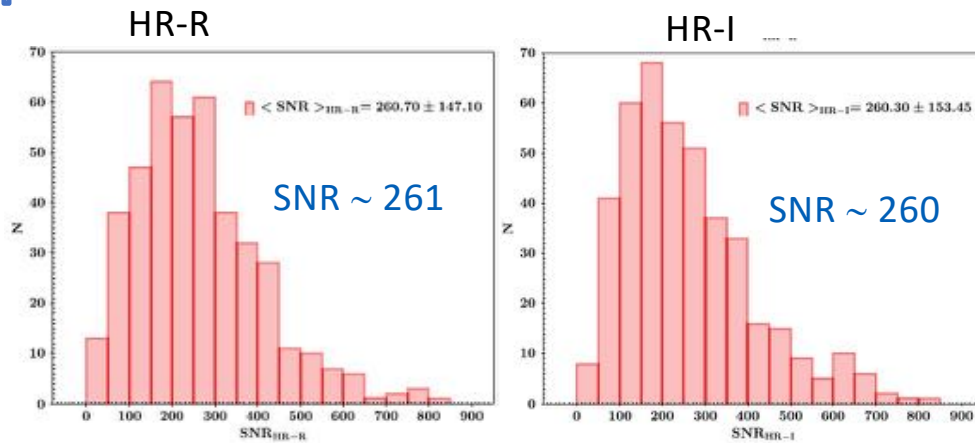
2021, MNRAS, 501, 3568



1st quartile: 1.4 arcsec  
median: 1.8  
3rd quartile: 2.0

Adding 37 spaxels around the star center  
(~ 2.5 arcsec)

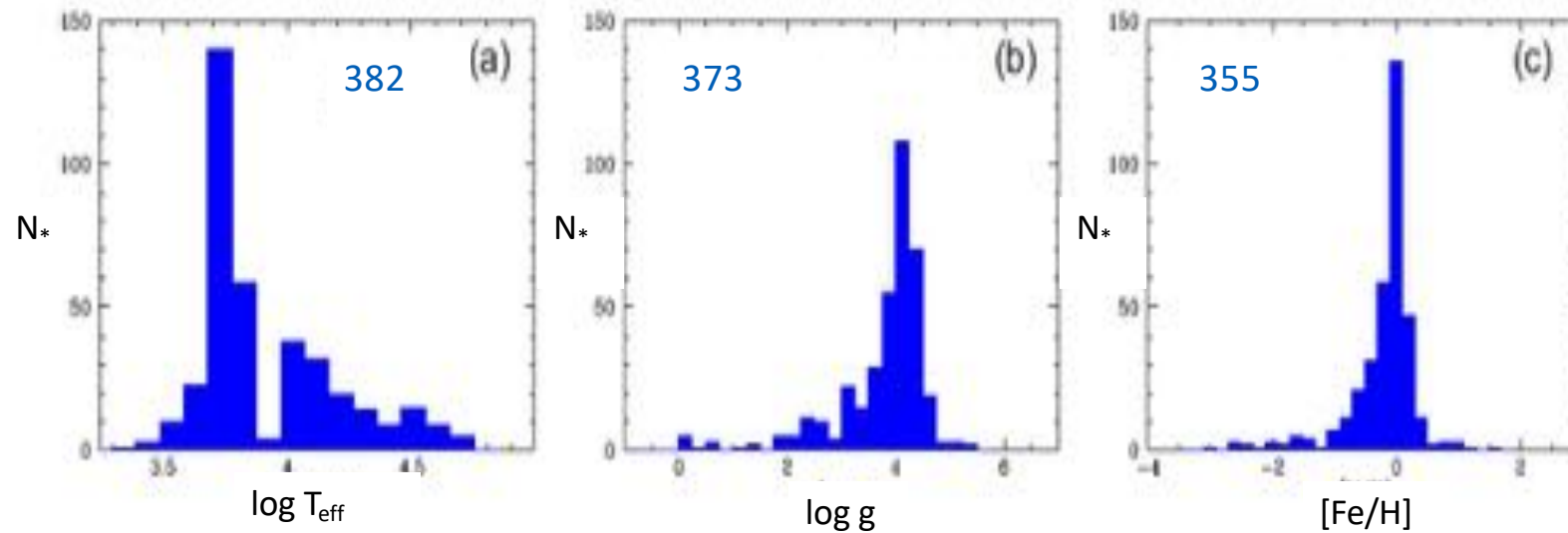
Seeing histogram



Filler mode observing conditions

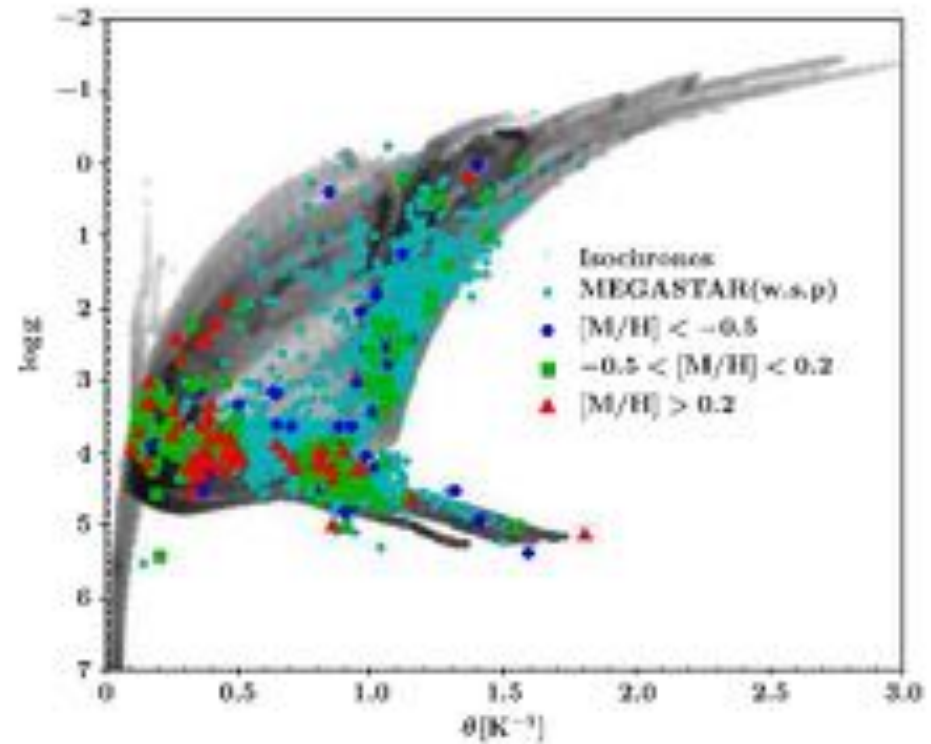
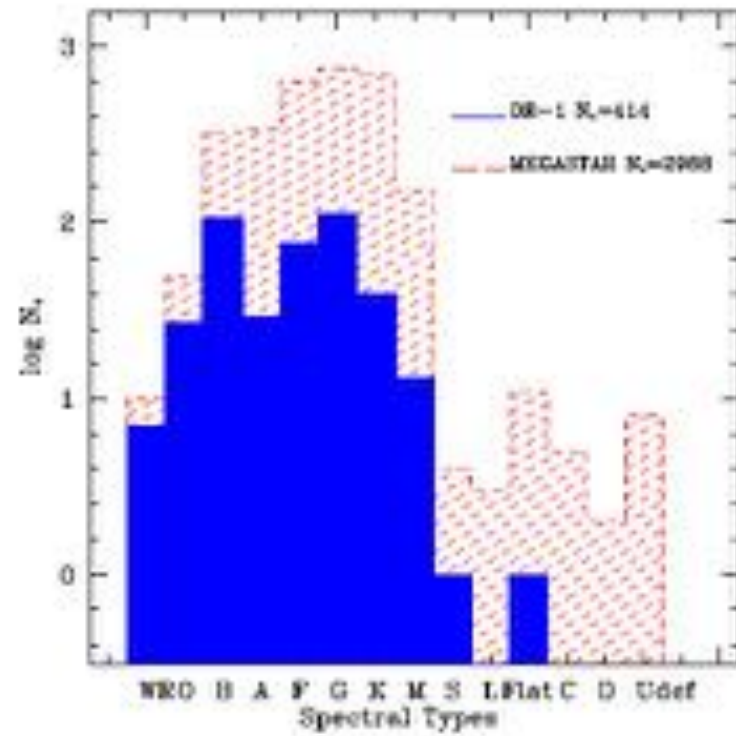
Continuum SNR (Stoehr, 2008)

# MEGASTAR: paper II – Data release 1



Not all the MEGASTAR  $\star$ s have  $\log T_{\text{eff}}$ ,  $\log g$  &  $[\text{Fe}/\text{H}]$  from previous works

# MEGASTAR: paper II – Data release 1



For each star ...

Column	Description
Name	Star name (*)
RA	Right ascension (2000.0) (hh:mm:ss.s) (*)
Dec.	Declination (2000.0) (dd:dd:ss.s) (*)
Sp. type	Spectral type (*)
<i>U</i>	Johnson-Cousins <i>U</i> magnitude (*)
<i>B</i>	Johnson-Cousins <i>B</i> magnitude (*)
<i>V</i>	Johnson-Cousins <i>V</i> magnitude (*)
<i>R</i>	Johnson-Cousins <i>R</i> magnitude (*)
<i>I</i>	Johnson-Cousins <i>I</i> magnitude (*)
<i>J</i>	Johnson-Cousins <i>J</i> magnitude (*)
Other name	Alternative name for the star
VPH	Grating of the observed spectrum
$T_{\text{eff}}$	Effective temperature from the literature
$\log g$	Surface gravity (log) from the literature
[Fe/H]	Iron abundance (log) from the literature
Reference	Original catalogue from which it was inherited
Other comments	Comments relating to the star
ASCII/FITS file	Name of the ASCII/FITS spectrum file
Obs. period	GTC observing semester
No. exp.	Number of exposures
Exp. time	Time of the individual exposures (s)
Seeing	Value of the seeing as reported by GTC (arcsec)
Obs-GTC	Comments relating to the observations

*Note.*(\*) Source: SIMBAD.



# MEGASTAR: paper II Database

Search  
Visualization &  
Download  
Sources and  
products

The screenshot displays the MEGASTAR web application interface. At the top, there is a navigation bar with the INdEx logo and a 'Fractal' logo. Below the navigation bar, there are two main sections: 'Source list' and 'Observation list'. Each section has a sidebar with navigation options like 'Home', 'Sources', 'Observations', 'Library completion', 'Download', 'Help', 'Project description', and 'Pages'. The 'Source list' section contains a table with columns for 'Name', 'RA (J2000.0)', 'DEC (J2000.0)', and 'Type'. The 'Observation list' section contains a table with columns for 'Observation type', 'Name', 'RA (J2000.0)', 'DEC (J2000.0)', 'Type', and 'Status'.

Name	RA (J2000.0) (hh:mm:ss.ss)	DEC (J2000.0) (dd:mm:ss.ss)	Type	Status
17-AB-1	00:00:00.0	+00:00:00.0	Star	Active
18-AB-1	00:00:00.0	+00:00:00.0	Star	Active
19-AB-1	00:00:00.0	+00:00:00.0	Star	Active
20-AB-1	00:00:00.0	+00:00:00.0	Star	Active
21-AB-1	00:00:00.0	+00:00:00.0	Star	Active
22-AB-1	00:00:00.0	+00:00:00.0	Star	Active

Observation type	Name	RA (J2000.0) (hh:mm:ss.ss)	DEC (J2000.0) (dd:mm:ss.ss)	Type	Status
17-AB-1	17-AB-1	00:00:00.0	+00:00:00.0	Star	Active
18-AB-1	18-AB-1	00:00:00.0	+00:00:00.0	Star	Active
19-AB-1	19-AB-1	00:00:00.0	+00:00:00.0	Star	Active
20-AB-1	20-AB-1	00:00:00.0	+00:00:00.0	Star	Active
21-AB-1	21-AB-1	00:00:00.0	+00:00:00.0	Star	Active
22-AB-1	22-AB-1	00:00:00.0	+00:00:00.0	Star	Active



MEGASTAR webApp technologies:

Web Servers: Apache and Tomcat

Database: MySQL

Languages: Java, Java Servlets

HTML and JavaScript

Libraries: JFreeChart, Plotly and nom.tam FITS

# MEGASTAR: paper II Database

Search  
Visualization &  
Download  
Sources and  
products

4  
User manual

The screenshot displays the MEGASTAR database interface. At the top, there is a header with the INdEx logo and a navigation menu. Below the header, there are two main sections: 'Source list' and 'Observation list'. Each section contains a table with columns for 'Name', 'RA (J2000.0)', 'DEC (J2000.0)', and 'Info'. The 'Source list' table has 6 rows, and the 'Observation list' table has 8 rows. Each row in both tables includes 'View' and 'Download' buttons. On the left side of each table, there is a sidebar with navigation options: 'Name', 'Source', 'Observations', 'Library completion', 'Download', 'Details', 'Useful links', 'Project description', and 'Pages'.

Name	RA (J2000.0)	DEC (J2000.0)	Info
17-ABU	00:00:00.0	+00:00:00.0	View Download
18-ABU	00:00:00.0	+00:00:00.0	View Download
19-ABU	00:00:00.0	+00:00:00.0	View Download
20-ABU	00:00:00.0	+00:00:00.0	View Download
21-ABU	00:00:00.0	+00:00:00.0	View Download
22-ABU	00:00:00.0	+00:00:00.0	View Download

Observation type	Name	RA (J2000.0)	DEC (J2000.0)	Info
01-ABU	00-00000	00:00:00.0	+00:00:00.0	View Download
02-ABU	00-00000	00:00:00.0	+00:00:00.0	View Download
03-ABU	00-00000	00:00:00.0	+00:00:00.0	View Download
04-ABU	00-00000	00:00:00.0	+00:00:00.0	View Download
05-ABU	00-00000	00:00:00.0	+00:00:00.0	View Download
06-ABU	00-00000	00:00:00.0	+00:00:00.0	View Download
07-ABU	00-00000	00:00:00.0	+00:00:00.0	View Download
08-ABU	00-00000	00:00:00.0	+00:00:00.0	View Download

# MEGASTAR: paper II Database

Menus

Search  
Visualization &  
Download  
Sources and  
products

The screenshot displays the MEGASTAR database interface. At the top, there is a header with logos for IDSS, Fractal, and other institutions, along with a 'log out' link. Below the header is a navigation menu on the left, which is circled in blue. The main content area is divided into two sections: 'Source list' and 'Observation list'. Each section contains a table with columns for 'Name', 'RA (J2000.0)', 'DEC (J2000.0)', 'Type', and 'Status'. The 'Source list' table has 6 rows, and the 'Observation list' table has 8 rows. Each row in both tables includes 'View' and 'Download' buttons.

Name	RA (J2000.0)	DEC (J2000.0)	Type	Status
17-ABU	00:00:00.0	+00:00:00.0		
18-ABU	00:00:00.0	+00:00:00.0		
19-ABU	00:00:00.0	+00:00:00.0		
20-ABU	00:00:00.0	+00:00:00.0		
21-ABU	00:00:00.0	+00:00:00.0		
22-ABU	00:00:00.0	+00:00:00.0		

Observation type	Name	RA (J2000.0)	DEC (J2000.0)	Type	Status
01-ABU	00-00000	00:00:00.0	+00:00:00.0	01-0	
02-ABU	00-00000	00:00:00.0	+00:00:00.0	02-0	
03-ABU	00-00000	00:00:00.0	+00:00:00.0	03-0	
04-ABU	00-00000	00:00:00.0	+00:00:00.0	04-0	
05-ABU	00-00000	00:00:00.0	+00:00:00.0	05-0	
06-ABU	00-00000	00:00:00.0	+00:00:00.0	06-0	
07-ABU	00-00000	00:00:00.0	+00:00:00.0	07-0	
08-ABU	00-00000	00:00:00.0	+00:00:00.0	08-0	

# MEGASTAR: paper II Database

Menus

Search  
Visualization &  
Download  
Sources and  
products

The screenshot displays the MEGASTAR database interface. At the top, there is a header with the IJORA logo and a 'Fractal' logo. Below the header is a navigation menu with the following items: Home, Source, Observations, Library completion, Download, Utility, Useful info, Project description, and Paper. The 'Source list' section is highlighted with a blue oval. It contains a table with the following data:

Source	RA 2000.0 (hh:mm:ss.s)	DEC 2000.0 (dd:mm:ss.s)	type	
17-ABU	00:00:0.0	+00:07:30.0	star	details
18-000-00000-00000	00:00:0.0	+00:00:0.0	star	details
18-000-00000-00000	00:00:0.0	+00:07:30.0	star	details
18-000-00000-00000	00:00:0.0	+00:00:0.0	star	details
18-00000	00:00:0.0	+00:00:0.0	star	details
18-00000	00:00:0.0	+00:00:0.0	star	details
18-00000	00:00:0.0	+00:00:0.0	star	details

The 'Observation list' section is also highlighted with a blue oval. It contains a table with the following data:

Observation type	Source	RA 2000.0 (hh:mm:ss.s)	DEC 2000.0 (dd:mm:ss.s)	type	
0000	18-00000	00:00:0.0	+00:07:30.0	star	details
0000	18-00000	00:00:0.0	+00:07:30.0	star	details
0000	18-00000	00:00:0.0	+00:00:0.0	star	details
0000	18-00000	00:00:0.0	+00:00:0.0	star	details
0000	18-00000	00:00:0.0	+00:00:0.0	star	details
0000	18-00000	00:00:0.0	+00:00:0.0	star	details
0000	18-00000	00:00:0.0	+00:00:0.0	star	details

# MEGASTAR: paper II Database

Search &  
visualization

The screenshot displays the MEGASTAR database interface. At the top, there is a header with the INdEx logo, a 'Fractal' logo, and a colorful nebula image. Below the header, there is a navigation menu on the left with options like 'Home', 'Sources', 'Observations', 'Library completion', 'Download', 'Utilities', 'Useful links', 'Project description', and 'Pages'. The main content area is divided into two sections: 'Source list' and 'Observation list'. The 'Source list' section contains a table with columns for 'Name', 'RA (J2000.0)', 'DEC (J2000.0)', 'Type', and 'Status'. An arrow points to the 'Type' column of the first row. The 'Observation list' section contains a table with columns for 'Observation type', 'Source', 'RA (J2000.0)', 'DEC (J2000.0)', 'Date', and 'Status'.

Name	RA (J2000.0) (hh:mm:ss.ss)	DEC (J2000.0) (dd:mm:ss.ss)	Type	Status
17-AB1	00:00:00.0	+00:00:00.0	Star	Observed
18-AB1-000000-000000	00:00:00.0	+00:00:00.0	Star	Observed
18-AB1-000000-000000	00:00:00.0	+00:00:00.0	Star	Observed
18-AB1-000000-000000	00:00:00.0	+00:00:00.0	Star	Observed
18-AB1-000000-000000	00:00:00.0	+00:00:00.0	Star	Observed
18-AB1-000000-000000	00:00:00.0	+00:00:00.0	Star	Observed
18-AB1-000000-000000	00:00:00.0	+00:00:00.0	Star	Observed

Observation type	Source	RA (J2000.0) (hh:mm:ss.ss)	DEC (J2000.0) (dd:mm:ss.ss)	Date	Status
18-AB1	18-AB1-000000-000000	00:00:00.0	+00:00:00.0	2018-01-01	Observed
18-AB1	18-AB1-000000-000000	00:00:00.0	+00:00:00.0	2018-01-01	Observed
18-AB1	18-AB1-000000-000000	00:00:00.0	+00:00:00.0	2018-01-01	Observed
18-AB1	18-AB1-000000-000000	00:00:00.0	+00:00:00.0	2018-01-01	Observed
18-AB1	18-AB1-000000-000000	00:00:00.0	+00:00:00.0	2018-01-01	Observed
18-AB1	18-AB1-000000-000000	00:00:00.0	+00:00:00.0	2018-01-01	Observed
18-AB1	18-AB1-000000-000000	00:00:00.0	+00:00:00.0	2018-01-01	Observed

# MEGASTAR: paper II Database

Search & visualization

Name	RA (J2000.0) (hh:mm:ss.ss)	DEC (J2000.0) (dd:mm:ss.ss)	Observed HR-R	Observed HR-I
17-AB-1	00:00:00.0	+00:00:00.0	Observed	Observed
18-AB-1	00:00:00.0	+00:00:00.0	Observed	Observed
19-AB-1	00:00:00.0	+00:00:00.0	Observed	Observed
20-AB-1	00:00:00.0	+00:00:00.0	Observed	Observed
21-AB-1	00:00:00.0	+00:00:00.0	Observed	Observed
22-AB-1	00:00:00.0	+00:00:00.0	Observed	Observed

Source Form

Name: [input] RA (J2000.0): [input] DEC (J2000.0): [input]

Phase: [input] Filter: [input] Filter type: [input]

Observed HR-R: [input] Observed HR-I: [input]

Observed HR-R  
Observed HR-I

Observation type	Name	RA (J2000.0) (hh:mm:ss.ss)	DEC (J2000.0) (dd:mm:ss.ss)	RA	DEC
01-00	17-AB-1	00:00:00.0	+00:00:00.0	Observed	Observed
02-00	18-AB-1	00:00:00.0	+00:00:00.0	Observed	Observed
03-00	19-AB-1	00:00:00.0	+00:00:00.0	Observed	Observed
04-00	20-AB-1	00:00:00.0	+00:00:00.0	Observed	Observed
05-00	21-AB-1	00:00:00.0	+00:00:00.0	Observed	Observed
06-00	22-AB-1	00:00:00.0	+00:00:00.0	Observed	Observed
07-00	23-AB-1	00:00:00.0	+00:00:00.0	Observed	Observed

# MEGASTAR: paper II Database

Search & visualization

Name	RA (J2000.0) [hh:mm:ss.ss]	DEC (J2000.0) [dd:mm:ss.ss]	View
17-AB-1	00:00:00.0	+00:00:00.0	View
18-AB-1	00:00:00.0	+00:00:00.0	View
19-AB-1	00:00:00.0	+00:00:00.0	View
20-AB-1	00:00:00.0	+00:00:00.0	View
21-AB-1	00:00:00.0	+00:00:00.0	View
22-AB-1	00:00:00.0	+00:00:00.0	View

Source Form

Source Name: [text input] RA (J2000.0): [text input] DEC (J2000.0): [text input]

Phase 1 (HR-R & HR-I): [text input] Filter Type: [text input]

Observed HR-R: [text input] Observed HR-I: [text input]

Comments: [text area]

Observed HR-R  
Observed HR-I

Observation type	Name	RA (J2000.0) [hh:mm:ss.ss]	DEC (J2000.0) [dd:mm:ss.ss]	View
01-00	17-AB-1	00:00:00.0	+00:00:00.0	View
02-00	18-AB-1	00:00:00.0	+00:00:00.0	View
03-00	19-AB-1	00:00:00.0	+00:00:00.0	View
04-00	20-AB-1	00:00:00.0	+00:00:00.0	View
05-00	21-AB-1	00:00:00.0	+00:00:00.0	View
06-00	22-AB-1	00:00:00.0	+00:00:00.0	View
07-00	23-AB-1	00:00:00.0	+00:00:00.0	View

# MEGASTAR: paper II Database

Search & visualization

**Source list**

Name	RA (J2000.0) (hh:mm:ss.ss)	DEC (J2000.0) (dd:mm:ss.ss)	View	Details
17-AB-1	00:00:00.0	+00:00:00.0	View	Details
18-AB-1	00:00:00.0	+00:00:00.0	View	Details
19-AB-1	00:00:00.0	+00:00:00.0	View	Details
20-AB-1	00:00:00.0	+00:00:00.0	View	Details
21-AB-1	00:00:00.0	+00:00:00.0	View	Details
22-AB-1	00:00:00.0	+00:00:00.0	View	Details

**Observation list**

Observation type	Name	RA (J2000.0) (hh:mm:ss.ss)	DEC (J2000.0) (dd:mm:ss.ss)	View	Details
01-AB	00-00000	00:00:00.0	+00:00:00.0	View	Details
02-AB	00-00000	00:00:00.0	+00:00:00.0	View	Details
03-AB	00-00000	00:00:00.0	+00:00:00.0	View	Details
04-AB	00-00000	00:00:00.0	+00:00:00.0	View	Details
05-AB	00-00000	00:00:00.0	+00:00:00.0	View	Details
06-AB	00-00000	00:00:00.0	+00:00:00.0	View	Details

**Source Form**

Name: [input] RA (J2000.0): [input] DEC (J2000.0): [input]

RA (J2000.0): [input] DEC (J2000.0): [input]

View: [button]

**Observation Form**

Name: [input] RA (J2000.0): [input] DEC (J2000.0): [input]

View: [button]



# MEGASTAR: paper II Database

Search & visualization

Name	RA (J2000.0) (hh:mm:ss.ss)	DEC (J2000.0) (dd:mm:ss.ss)	View	Details
17-AB-1	00:00:00.0	+00:00:00.0	View	Details
18-AB-1	00:00:00.0	+00:00:00.0	View	Details
19-AB-1	00:00:00.0	+00:00:00.0	View	Details
20-AB-1	00:00:00.0	+00:00:00.0	View	Details
21-AB-1	00:00:00.0	+00:00:00.0	View	Details
22-AB-1	00:00:00.0	+00:00:00.0	View	Details

Observation type	Name	RA (J2000.0) (hh:mm:ss.ss)	DEC (J2000.0) (dd:mm:ss.ss)	View	Details
01-AB	18-AB-001	00:00:00.0	+00:00:00.0	View	Details
02-AB	18-AB-002	00:00:00.0	+00:00:00.0	View	Details
03-AB	18-AB-003	00:00:00.0	+00:00:00.0	View	Details
04-AB	18-AB-004	00:00:00.0	+00:00:00.0	View	Details
05-AB	18-AB-005	00:00:00.0	+00:00:00.0	View	Details
06-AB	18-AB-006	00:00:00.0	+00:00:00.0	View	Details
07-AB	18-AB-007	00:00:00.0	+00:00:00.0	View	Details
08-AB	18-AB-008	00:00:00.0	+00:00:00.0	View	Details
09-AB	18-AB-009	00:00:00.0	+00:00:00.0	View	Details
10-AB	18-AB-010	00:00:00.0	+00:00:00.0	View	Details

Source Form

Name: [input] RA (J2000.0): [input] DEC (J2000.0): [input]

View: [button] Details: [button]

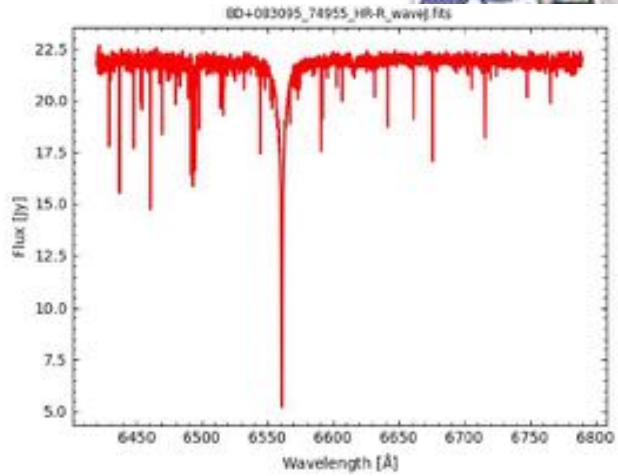
Observation Form

Observation type: [input] Name: [input] RA (J2000.0): [input] DEC (J2000.0): [input]

View: [button] Details: [button]

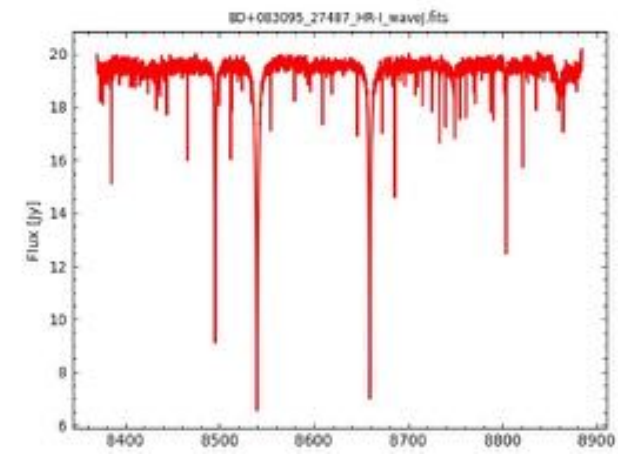
GTC22-18B\_0154  
20190222

# MEGASTAR: paper II Database



### Source list

Name	RA (J2000.0) (hh:mm:ss.ss)	DEC (J2000.0) (dd:mm:ss.ss)	Filter	Notes
774802	00:05:02.0	+08:07:36.0	white	
18493-01344(01-01401)	00:05:02.8	+08:07:36.1	white	
18493-01344(01-01402)	00:05:02.7	+08:07:36.0	white	
18493-01344(01-01403)	00:05:02.9	+08:07:36.1	white	
BD+083095	00:05:02.0	+08:07:36.0	white	
BD+083095	00:05:02.0	+08:07:36.0	white	



### Observation list

Observation type	Name	RA (J2000.0) (hh:mm:ss.ss)	DEC (J2000.0) (dd:mm:ss.ss)	Filter	Notes
01:00	BD+083095	00:05:02.0	+08:07:36.0	white	
02:00	BD+083095	00:05:02.8	+08:07:36.1	white	
03:00	BD+083095	00:05:02.9	+08:07:36.1	white	
04:00	BD+083095	00:05:02.7	+08:07:36.0	white	
05:00	BD+083095	00:05:02.0	+08:07:36.0	white	
06:00	BD+083095	00:05:02.8	+08:07:36.1	white	
07:00	BD+083095	00:05:02.9	+08:07:36.1	white	
08:00	BD+083095	00:05:02.7	+08:07:36.0	white	
09:00	BD+083095	00:05:02.0	+08:07:36.0	white	

### Source form

Name:  RA (J2000.0):  DEC (J2000.0):

Filter:  Filter type:

Notes:

### Observation form

Name:  RA (J2000.0):  DEC (J2000.0):

### Observation list

Observation type:  Filter:

Name:  RA (J2000.0):  DEC (J2000.0):

Notes:

Download .jpeg / .ascii

**Fractal**  
ELIAS

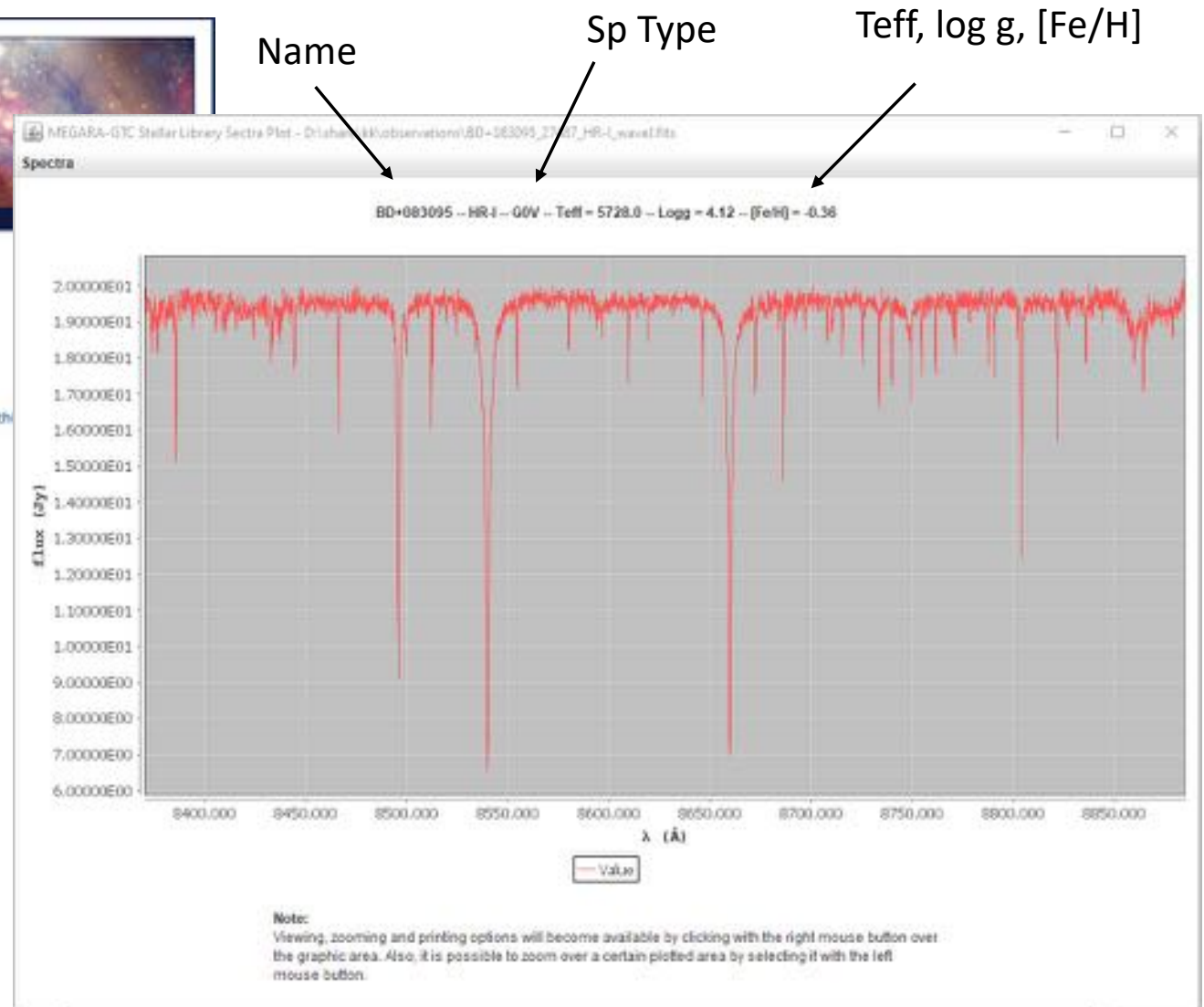
### Download

The release of the observed and reduced star spectra includes:

- A README.txt with the download instructions
- Files (ASCII and MSExcel) with detailed information about the products delivered for each star in the
- zip file with the products described above
- A Java tool application for observations display (spectraplot.jar)

Click [here](#) to download the latest release.

Java app to manipulate the spectrum @ basic analysis



## MEGASTAR: paper II

Page	Stars						
A3	BD−032525	BD−122669	BD+083095	BD+092190	BD+130013	BD+191730	BD+195116B
	BD+203603	BD+241676	BD+262606	BD+351484	BD+381670	BD+511696	BD+541399
A4	BD+800245	G171−010	G197−45	G202−65	G234−28	HD 000108	HD 000358
	HD 000560	HD 000886	HD 003360	HD 003369	HD 003628	HD 003644	HD 004004
A5	HD 004539	HD 006327	HD 006815	HD 007374	HD 009974	HD 009996	HD 013267
	HD 013268	HD 014191	HD 014633	HD 014947	HD 015318	HD 015558	HD 015570
A6	HD 015629	HD 016429	HD 016523	HD 016523	HD 016581	HD 017081	HD 017145
	HD 017506	HD 017638	HD 017638	HD 018144	HD 018296	HD 018409	HD 019308
A7	HD 020084	HD 020512	HD 021742	HD 022484	HD 023862	HD 024341	HD 024451

## MEGASTAR: paper II

**Appendix A:** atlas (pdf) of **838** spectra of **414** ★s

**Appendix B:** table (txt, excel) all DR1 information

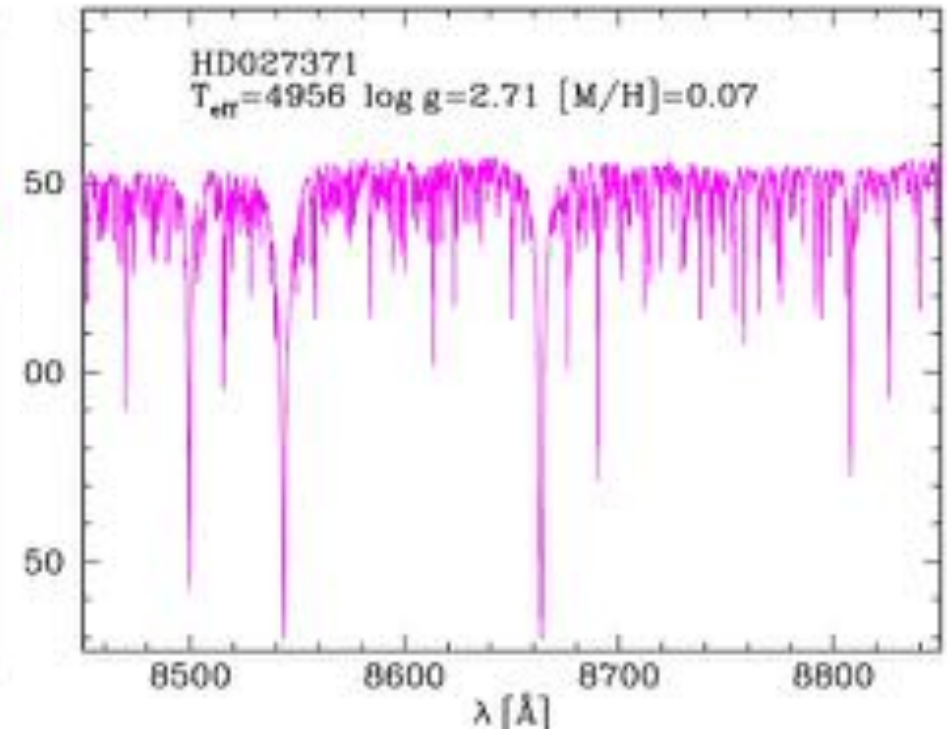
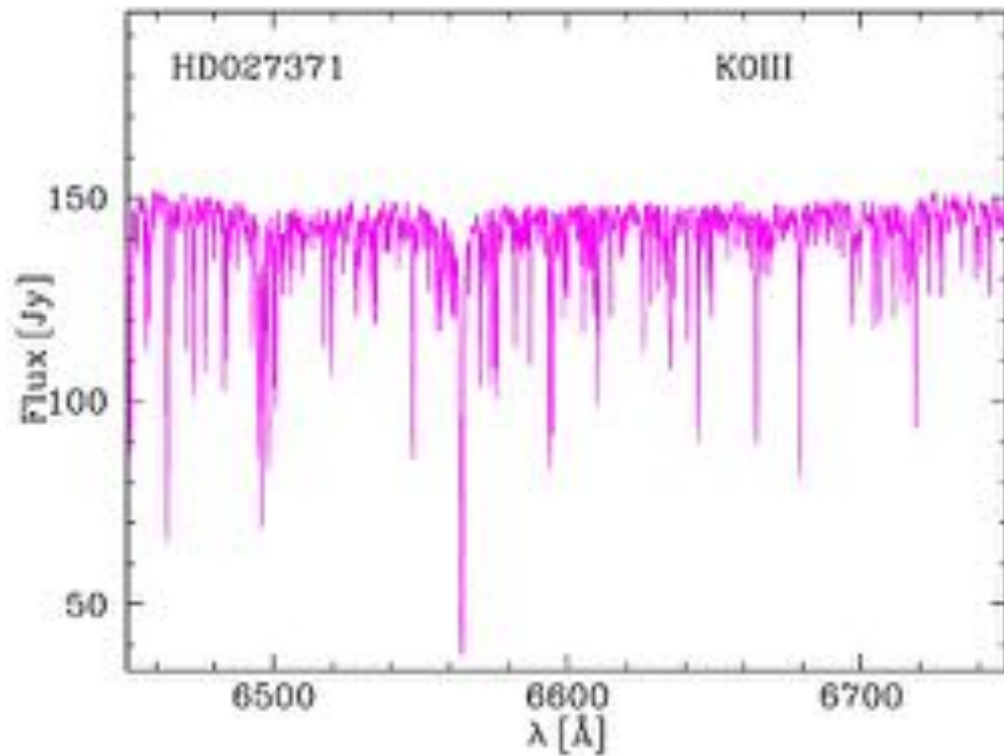
**Appendix C:** table (txt, excel) with *Gaia* DR2 data

## Appendix A

Name

Sp Type

Stellar parameters from the literature



HR-R and HR-I spectra for each star of the Data Release

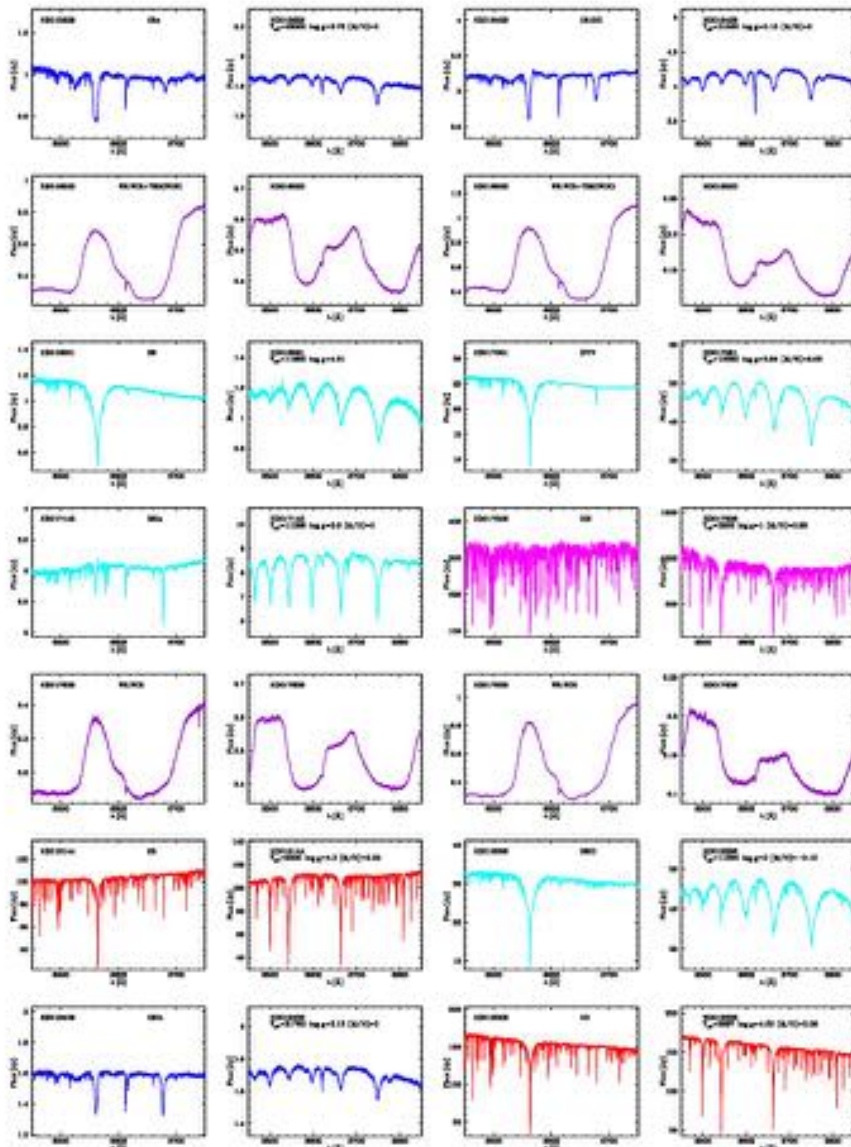


Figure 1 – continued 4. Stars shown in this page are: HD015628, HD016429, HD016523, HD016523, HD016581, HD017081, HD017145, HD017506, HD017638, HD017638, HD018144, HD018296, HD018409 and HD019308.

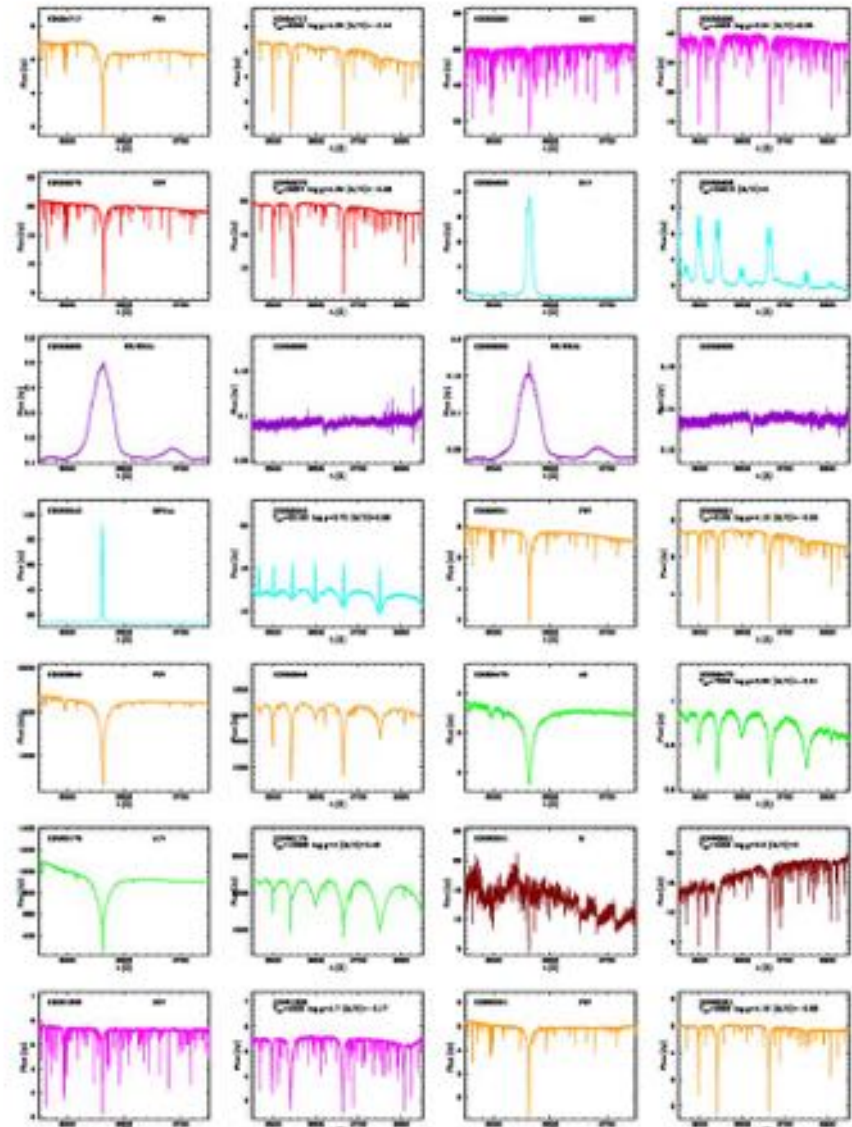


Figure 1 – continued 13. Stars shown in this page are: HD054717, HD055280, HD055575, HD055606, HD056025, HD056025, HD056343, HD058551, HD059946, HD059473, HD060179, HD060501, HD061606 and HD062301.

WR purple;  
 O: blue;  
 B cyan;  
 A green;  
 F orange;  
 G red;  
 K magenta;  
 M maroon;  
 S grey  
 Flat black

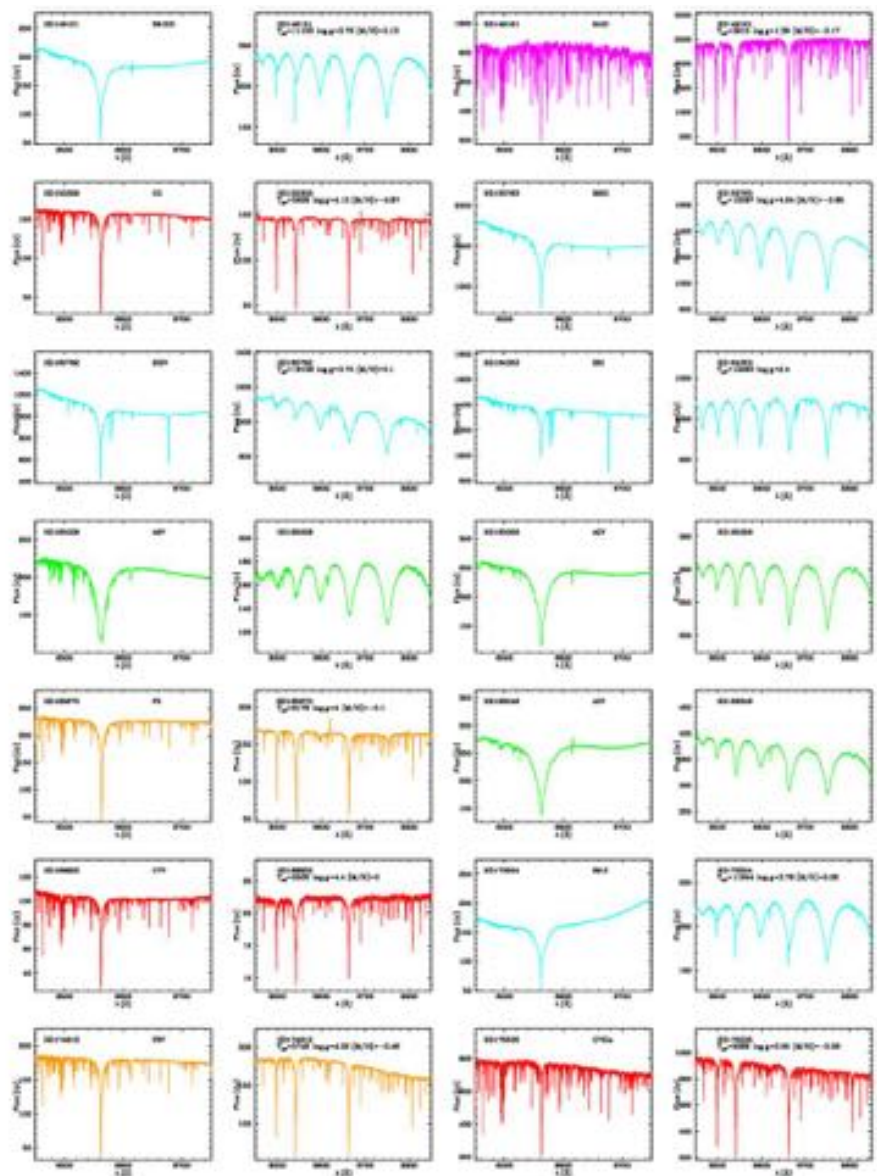


Fig1 Figure 1 – continued/ 25. Stars shown in this page are: HD149121, HD149161, HD155358, HD155763, HD160762, HD164353, HD165029, HD165338, HD165670, HD166046, HD169822, HD173524, HD174912 and HD175535.

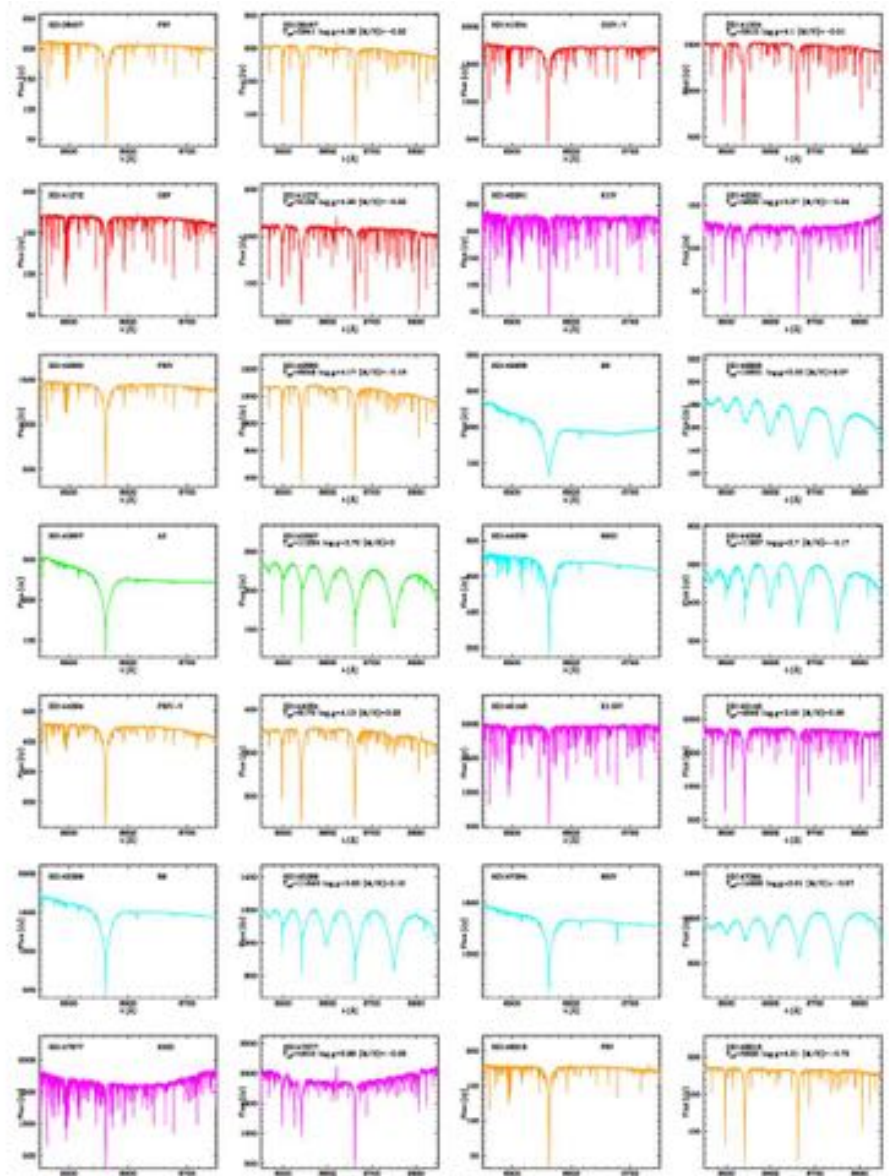


Figure 1 – continued/ 26. Stars shown in this page are: HD175947, HD176143, HD176194, HD176575, HD176900, HD176960, HD176986, HD177079.

WR purple;  
 O: blue;  
 B cyan;  
 A green;  
 F orange;  
 G red;  
 K magenta;  
 M maroon;  
 S grey;  
 Flat black



## Appendix B

MEGASTAR DR1 information

Column	Description
Name	Star name (*)
RA	Right ascension (2000.0) (hh:mm:ss.s) (*)
Dec.	Declination (2000.0) (dd:dd:ss.s) (*)
Sp. type	Spectral type (*)
<i>U</i>	Johnson-Cousins <i>U</i> magnitude (*)
<i>B</i>	Johnson-Cousins <i>B</i> magnitude (*)
<i>V</i>	Johnson-Cousins <i>V</i> magnitude (*)
<i>R</i>	Johnson-Cousins <i>R</i> magnitude (*)
<i>I</i>	Johnson-Cousins <i>I</i> magnitude (*)
<i>J</i>	Johnson-Cousins <i>J</i> magnitude (*)
Other name	Alternative name for the star
VPH	Grating of the observed spectrum
$T_{\text{eff}}$	Effective temperature from the literature
log <i>g</i>	Surface gravity (log) from the literature
[Fe/H]	Iron abundance (log) from the literature
Reference	Original catalogue from which it was inherited
Other comments	Comments relating to the star
ASCII/FITS file	Name of the ASCII/FITS spectrum file
Obs. period	GTC observing semester
No. exp.	Number of exposures
Exp. time	Time of the individual exposures (s)
Seeing	Value of the seeing as reported by GTC (arcsec)
Obs-GTC	Comments relating to the observations

*Note.*(\*) Source: SIMBAD.

Database Source form

Database Observation form

419 columns

414 stars + 5 observed twice

## Appendix C

Column	Description
Name	Star name (*)
RA	Right ascension (2000.0) hh:mm:ss.s (*)
Dec.	Declination (2000.0) dd:dd:ss.s (*)
Sp. type	Spectral type (*)
RV_VALUE	Radial velocity ( $\text{km s}^{-1}$ ) (*) (n)
<i>U</i>	Johnson–Cousins <i>U</i> magnitude (*) (n)
<i>B</i>	Johnson–Cousins <i>B</i> magnitude (*) (n)
<i>V</i>	Johnson–Cousins <i>V</i> magnitude (*) (n)
<i>R</i>	Johnson–Cousins <i>R</i> magnitude (*) (n)
<i>I</i>	Johnson–Cousins <i>I</i> magnitude (*) (n)
<i>J</i>	Johnson–Cousins <i>J</i> magnitude (*) (n)
<i>H</i>	Johnson–Cousins <i>H</i> magnitude (*) (n)
<i>K</i>	Johnson–Cousins <i>K</i> magnitude (*) (n)
Other name	Alternative name of the star (n)
$T_{\text{eff}}$	Effective temperature from the literature (K) (n)
log <i>g</i>	Surface gravity (log) from the literature (n)
[Fe/H]	Iron abundance (log) from the literature (n)
Reference	Original catalogue from which it was inherited (n)
Other comments	Comments relating to the star (n)
MAIN_ID	Default name in the SIMBAD data base
id_variable	ID if the star is identified as a known variable (n)
id_hipparcos	Star name in the <i>Hipparcos</i> catalogue (n)
id_tycho	Star name in the <i>Tycho</i> catalogue (n)
id_gaiadr2	Star name in the <i>Gaia</i> DR2 catalogue
RA_ICRS	Barycentric right ascension (ICRS) at $E_p = 2015.5$ (°)
e_RA_ICRS	Standard error of right ascension (mas)
DE_ICRS	Barycentric declination (ICRS) at $E_p = 2015.5$ (°)
e_DE_ICRS	Standard error of declination (mas)
Source	Unique source identifier (unique within a particular data release)
Ptx	Absolute stellar parallax (mas) (n)
e_Ptx	Standard error of parallax (mas) (n)
pmRA	Proper motion in RA direction ( $\text{mas yr}^{-1}$ ) (n)
e_pmRA	Standard error of proper motion in RA ( $\text{mas yr}^{-1}$ ) (n)
pmDE	Proper motion in Dec. direction ( $\text{mas yr}^{-1}$ ) (n)
e_pmDE	Standard error of proper motion in Dec. ( $\text{mas yr}^{-1}$ ) (n)
Dup	[0/1] Source with duplicate sources

MEGASTAR DR1

*Gaia* DR2

FG	<i>G</i> -band mean flux ( $\text{e- s}^{-1}$ )
e_FG	Error on <i>G</i> -band mean flux ( $\text{e- s}^{-1}$ )
Gmag	<i>G</i> -band mean magnitude (Vega)
e_Gmag	Standard error of <i>G</i> -band mean magnitude (Vega)
FBP	Mean flux in the integrated BP band ( $\text{e- s}^{-1}$ ) (n)
e_FBP	Error on the integrated BP mean flux ( $\text{e- s}^{-1}$ ) (n)
BPmag	Integrated BP mean magnitude (Vega) (n)
e_BPmag	Standard error of BP mean magnitude (Vega) (n)
FRP	Mean flux in the integrated RP band ( $\text{e- s}^{-1}$ ) (n)
e_FRP	Error on the integrated RP mean flux ( $\text{e- s}^{-1}$ ) (n)
RPmag	Integrated RP mean magnitude (Vega) (n)
e_RPmag	Standard error of RP mean magnitude (Vega)(n)
BP-RP	BP – RP colour
RV	Spectroscopic radial velocity in the solar barycentric reference frame ( $\text{km s}^{-1}$ ) (n)
e_RV	Radial velocity error ( $\text{km s}^{-1}$ )
Teff_2	Stellar effective temperature from A–P (K)
AG	Estimate of extinction in the <i>G</i> band from (n)
E(BP-RP)	Estimate of reddening from A–P (n)
Rad	Estimate of radius from A-FLAME (solRad) (n)
Lum	Estimate of luminosity from A-FLAME (solLum) (n)

Notes. (\*) Source: SIMBAD.

*Gaia* DR2 data for 388 stars out of DR1 414

388 columns

# Data available

<https://www.fractal-es.com/megaragtc-stellaribrary>

Username: *public*  
Password: *Q50ybAZm*

The screenshot displays the MEGASTAR website interface. At the top, there are logos for INAF, the Spanish Ministry of Science and Innovation, and the Canary Islands Government. The main header features the 'Fractal' logo and a background image of a star field. A navigation menu on the left includes links for Home, Sources, Observations, Products, Library completion, Download, Utilities, Useful links, Project description, and Papers. The main content area is titled 'MEGASTAR: MEGARA-GTC Stellar Spectral Library'. It contains a detailed description of the MEGARA instrument, its specifications, and the project's goals. Below the text, there are two panels of normalized spectra, labeled 'a)' for HR-R and 'b)' for HR-I. Each panel shows five spectra for different stars, with their IDs listed: HD218059, HD221830, HD206374, HD147677, and HD520182. The x-axis represents wavelength in Angstroms (Å) and the y-axis represents flux in arbitrary units (a.u.). A 'Notes' section at the bottom provides information about the data source and funding.

**MEGASTAR: MEGARA-GTC Stellar Spectral Library**

MEGARA [Multi Espectrógrafo en GTC de Alta Resolución para Astronomía] is an optical (3650 - 9750Å), fibre-fed, medium-high spectral resolution ( $R = 6000, 12000, 20000$ ) instrument for the GTC 10.4m telescope, in operation since July 2018. The scientific exploitation of MEGARA demands a stellar-spectra library to interpret galaxy data and to estimate the contribution of the stellar populations. To date, there is no complete library, either empirical or theoretical, able to fulfil the MEGARA parameters. The motivation of this project is to obtain a stellar spectral atlas for MEGARA, focused on the highest resolution setups. The spectra have  $R \sim 20000$  in the HR-R and HR-I setups, centred at 6565 and 8633 Å respectively. The data will become available to the community through different releases that can be download [here](#).

The on-going GTC Open-Time program provides the data through filter-type observations in telescope scratch free. The proposals from which we have received granted GTC filter-type time for this program are: GTC22/188, GTC37/19A, GTC33/198, GTC19/20A, GTC1A/21A, GTC7-21B and GTC41-22A.

Data Release DR1 already available [here](#).

Flux of normalized spectra in arbitrary units for five stars in a) HR-R and b) HR-I.

**Notes:**  
This work is based on data obtained with the MEGARA instrument at the Gran Telescopio CANARIAS (GTC) located in the Spanish Observatorio del Roque de los Muchachos, in the island of La Palma.  
This work is been supported by ERMAC, INAF and FRACAL. The team thank the support given by Dr. Antonio Cabrera and Dr. David Revilla, during the preparation and execution of the observations at the GTC.  
MEGARA has been built by a Consortium led by the Universidad Complutense de Madrid (Spain) and that also includes the Instituto de Astrofísica, Óptica y Electrónica (IAE), Instituto de Astrofísica de Andalucía (IAA), Spain and the Universidad Politécnica de Madrid (Spain). MEGARA has been funded by the Consortium institutions and by FRACAL/AN V.2. ARI-Ferminas Regional Developmental Fund/FRF1. Spanish Planencia/Researcher's Career. IAFAR 2014-2020.



User Manual

Log Out

Home

Sources

Observations

Products

Library completion

Download

Utilities

Useful links

Project description

Papers

## Download

The release of the observed and reduced star spectra includes:

- A README.txt with the download instructions
- Files (ASCII and MSExcel) with detailed information about the products delivered for each star in this release
- zip file with the products described above
- A Java tool application for observations display (spectraplot.jar)

Click [here](#) to download the latest release.



User Manual

Log Out

Home

Sources

Observations

Products

Library completion

Download

Utilities

Useful links

Project description

Papers

## Download

The release of the observed and reduced star spectra includes:

- A README.txt with the download instructions
- Files (ASCII and MSEXcel) with detailed information about the products delivered for each star in this release
- zip file with the products described above
- A Java tool application for observations display (spectraplot.jar)

[Click here](#) to download the latest release.



# MEGASTAR: paper III

Mollá et al. 2022, to be submitted

Teff, log g and [Fe/H] determination  
for the cool stars of DR1

Use of DR1 spectra @ PopStar models

NEXT TALK

## MEGARA-GTC stellar spectral library - III. Estimating the MEGASTAR stellar parameters for using in a synthesis model.

M. Mollá<sup>1\*</sup>, N. Cardiel<sup>2,3</sup>, M.L. García-Vargas<sup>4</sup>, I. Millán-Irigoyen<sup>1</sup>, E. Carrasco<sup>5</sup>, A. Gil de Paz<sup>2,3</sup>, S. R. Berlanas<sup>6</sup>, and P. Gómez-Álvarez<sup>4</sup>

<sup>1</sup> Dpto. de Investigación Básica, CIEMAZ, Avda. Complutense 40, E-28040 Madrid, Spain

<sup>2</sup> Dpto. de Física de la Tierra y Astrofísica, Fac. CC. Físicas, Universidad Complutense de Madrid, Plaza de las Ciencias, 1, E-28040 Madrid, Spain

<sup>3</sup> Instituto de Física de Partículas y del Cosmos, IPARCOS, Fac. CC. Físicas, Universidad Complutense de Madrid, Plaza de las Ciencias 1, E-28040 Madrid, Spain

<sup>4</sup> FRACTAL S.L.N.E., Calle Tolpán 2, portal 13, 1A, E-28231 Las Rozas de Madrid, Spain

<sup>5</sup> Instituto Nacional de Astrofísica, Óptica y Electrónica, INAOE, Calle Luis Enrique Erro 1, C.P. 72840 Santa María Tonantzintla, Puebla, Mexico

<sup>6</sup> Departamento de Física Aplicada, Universidad de Alicante, 03090 San Vicente del Raspeig, Alicante, Spain

Accepted Received ; in original form

### ABSTRACT

MEGARA is the optical integral field and multi-object fibre-based spectrograph for the 10.4m Gran Telescopio Canarias that offers medium-to-high spectral resolutions (FWHM) of  $R = 6\,000$ ,  $12\,000$ , and  $20\,000$ . We have created MEGAStar an instrument-oriented empirical stellar spectral library observed with MEGARA-GTC at high-resolution  $R = 20\,000$  (HR-R and HR-I VPH-grating configurations). To correctly interpret the observations of galaxies and stellar clusters obtained with this instrument, we aim to develop an evolutionary synthesis model to produce Spectral Energy Distributions for Simple Stellar Populations of different ages and metallicities by using MEGAStar stellar spectra. To achieve this task we need the stellar parameters, namely effective temperature, surface gravity and metallicity for all the stars in the library. This will allow us to associate, once selected the most appropriate isochrone for the target metallicity, the stellar spectrum that better fit the theoretical parameters (Teff and logg) of a given area of the adopted isochrone. This piece of work describes how we have performed this task for stars cooler than spectral type A. We present here the rectified spectra (once divided by their best-fitted continuum), as MEGAStar spectra are taken in filter-type GTC time so lack of an absolute flux calibration. We use a  $\chi^2$  technique with which, by comparing theoretical stellar models with the observed MEGAStar spectra, we obtain their stellar parameters from the best fits. Finally, we show preliminary predictions from the evolutionary synthesis MEGAPOPStar model, using MEGAStar stellar library's stellar spectra

# MEGASTAR: paper IV

Berlanas et al. 2022 in prep.

Derive  $T_{\text{eff}}$ ,  $\log g$  &  $[\text{Fe}/\text{H}]$  for B and hotter stars of DR1

The determination of the stellar parameters is very different for hot stars  
FASTWIND models extended to the HR-I wavelength

# MEGASTAR: paper V

Second Release DR2 with ~700 stars in 2022

414 estrellas de DR1 + 263 (2020A, 2020B, 2021A, 2021B)

Continuum fitting and normalized spectra

Radial velocity corrected spectra

Physical parameters  $T_{\text{eff}}$ ,  $\log g$ ,  $[\text{Fe}/\text{H}]$  for all the stars determined with the same method



# MEGASTAR

A project in progress

Pilot program: MEGARA commissioning (2017)

Open time requested: 7 semesters (+ 2022A, 195 stars)  
in *filler mode*

Stars observed: **931**

Reduced spectra : + 1200

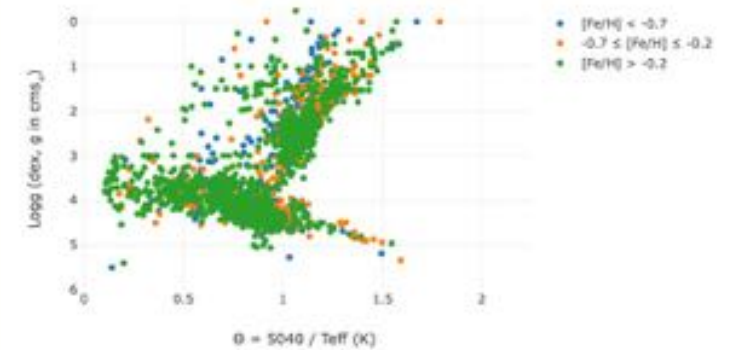
Database: public

Data Release 1.0: MEGASTAR DR1

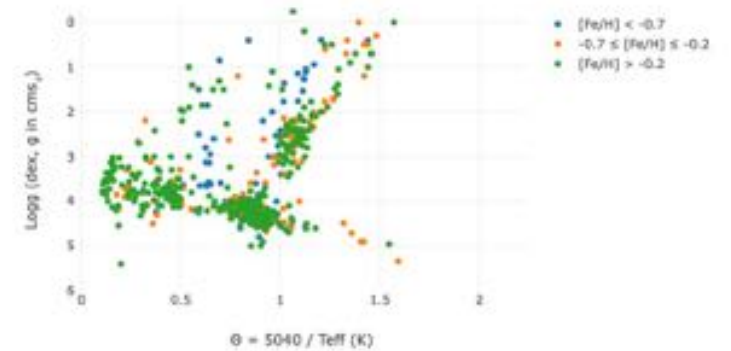
Published papers: 2 + 3 in progress

MEGASTAR ideal

Full Library (2989 stars, 2390 stars plotted)



Observed Stars (700 stars, 584 stars plotted)



# SUMMARY

## MEGASTAR

Is a precious tool to generate composite populations for the interpretation of MEGARA data

Attractive resource for stellar astronomers interested in the study of individual stars at high resolution

Resolution HR:  $R \sim 20,000$     6420 – 6790 Å, H $\alpha$  (HR-R) & 8370 – 8885 Å, CaII (HR-I)

# SUMMARY

## MEGASTAR

Is a legacy project for the community

Its data and products are available through a public webpage

Resolution HR: R  $\sim$  20,000    6420 – 6790 Å, Halpha (HR-R) & 8370 – 8885 Å, CaII (HR-I)

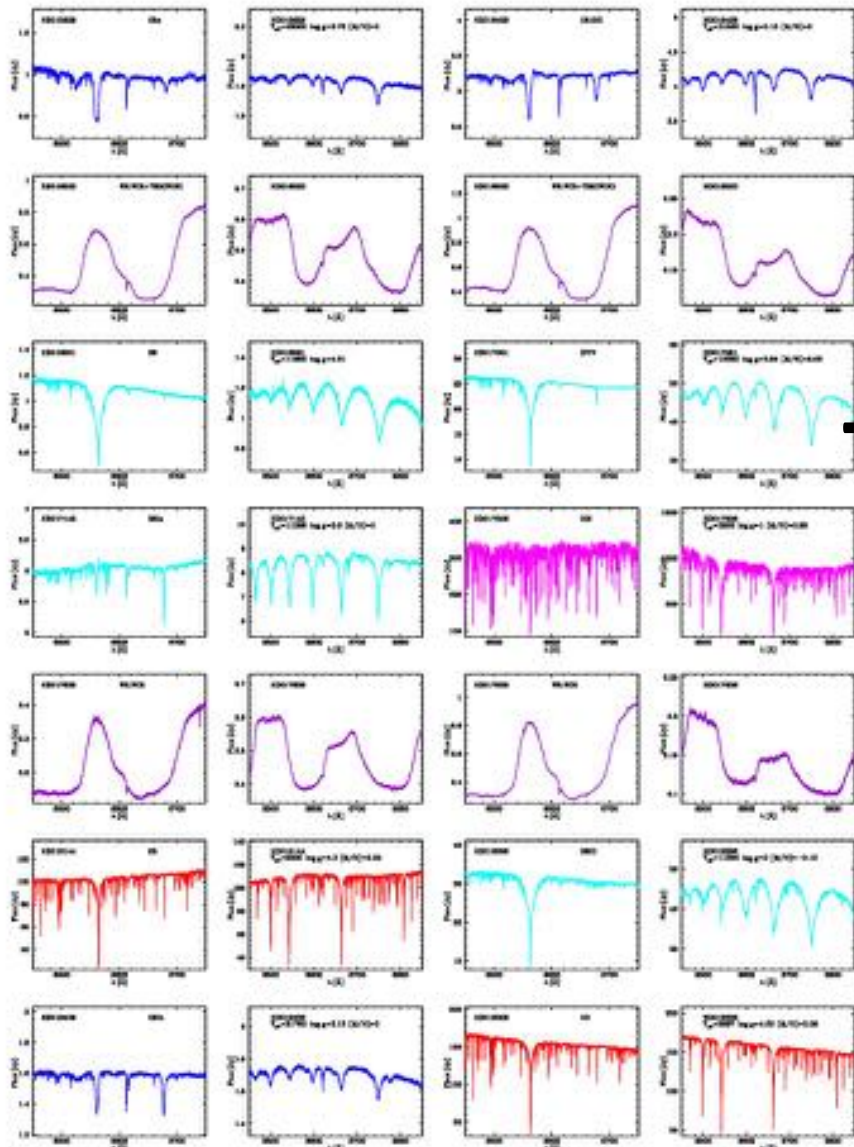


Figure 1 - continued 4. Stars shown in this page are: HD015629, HD016429, HD016523, HD016523, HD016523, HD016523, HD016523, HD017081, HD017145, HD017506, HD017638, HD017638, HD018144, HD018296, HD018409 and HD019308.

Thank you

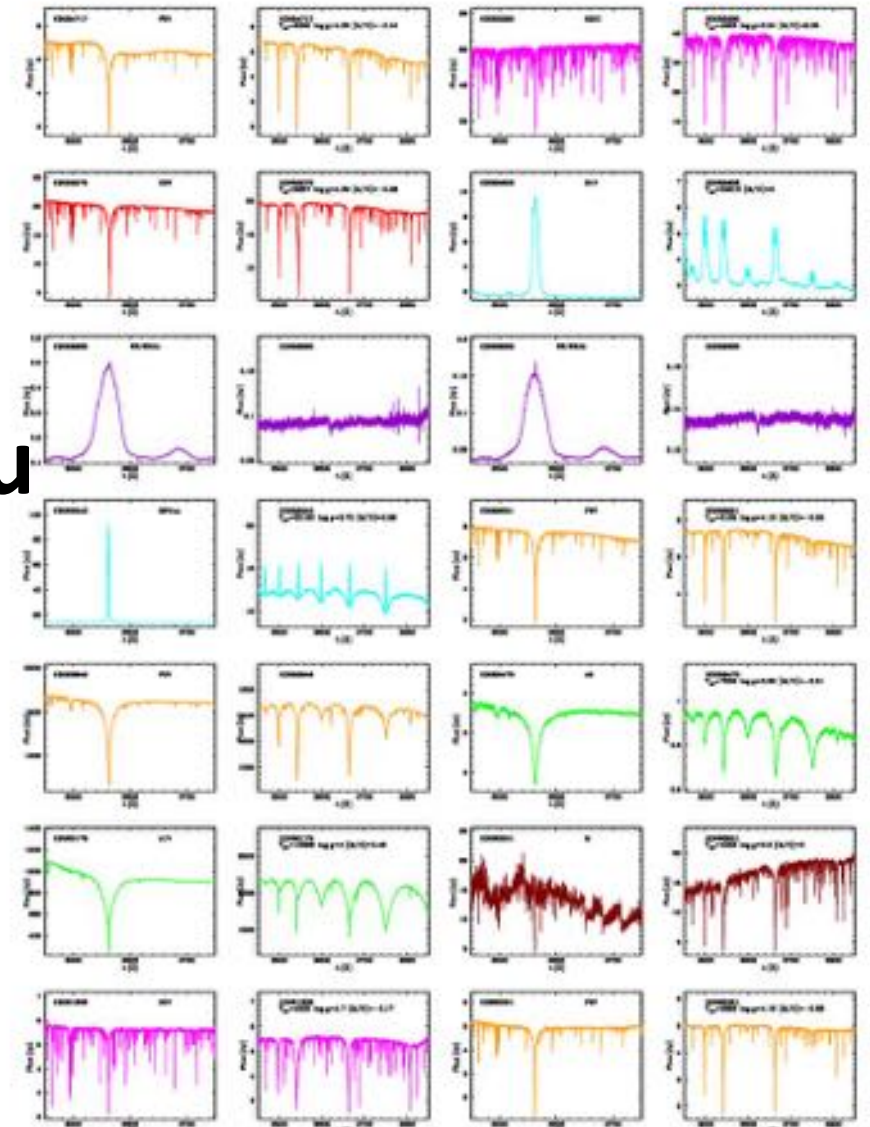


Figure 1 - continued 13. Stars shown in this page are: HD054717, HD055280, HD055575, HD055906, HD056025, HD056025, HD058043, HD058551, HD058946, HD059473, HD060079, HD060501, HD061406 and HD062301.